




North Harlem Elementary School

 525 Fairview Drive, Harlem, GA 30814

 706-556-5995

 Grades: K-5

 Enrollment: 625 students

Note: For information on educator qualifications and other federal reporting requirements, [click here](#).
Discipline data are available in the [K-12 Student Discipline Dashboard](#).

Performance Snapshot

- North Harlem Elementary School's **overall performance is higher than 54% of schools in the state** and is lower than its district.
- Its students' **academic growth is higher than 35% of schools in the state** and lower than its district.
- **55.7% of its 3rd grade students are reading at or above the grade level target.**

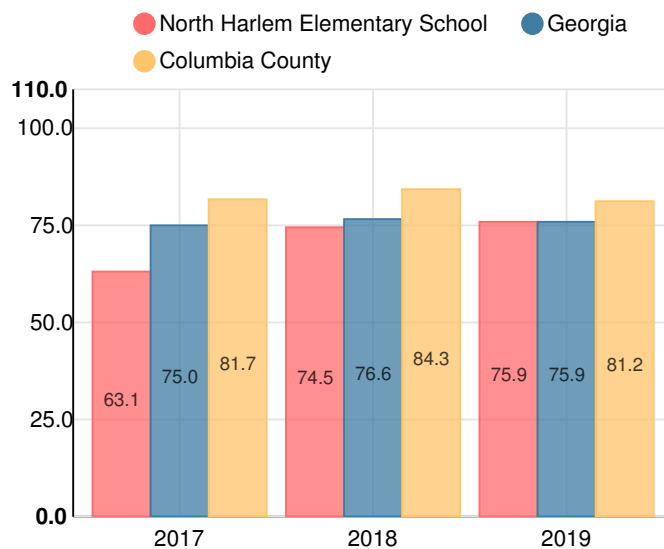
School Wide

C75.9

Year	North Harlem Elementary School
2019	C
2018	C
2017	D
2016	D
2015	D

Grade conversion	
A	90 - 100
B	80 - 89.9
C	70 - 79.9
D	60 - 69.9
F	0 - 59.9

CCRPI Single Score



Student Mobility Rate

10.2%

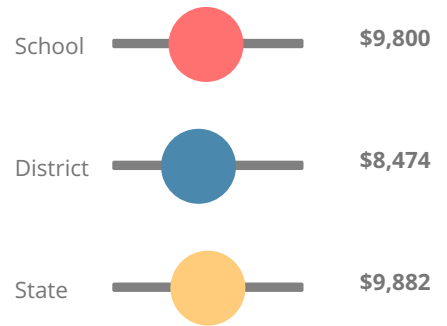
School Climate Star Rating



Financial Efficiency Star Rating

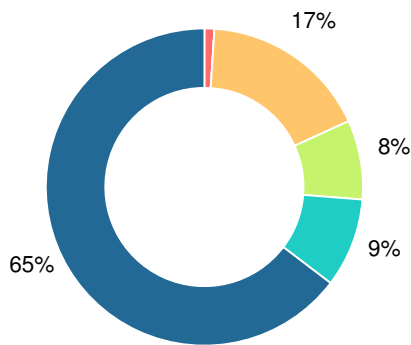


Per Pupil Expenditures



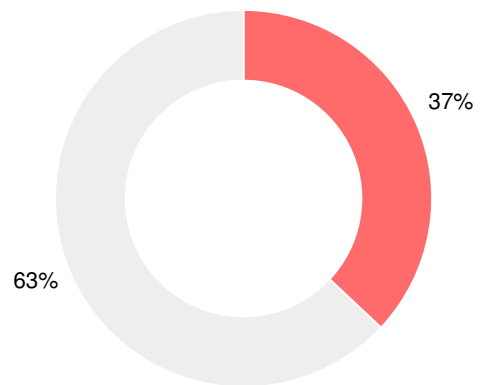
Race/Ethnicity

- Asian/Pacific Islander
- American Indian/Alaskan
- Black
- Hispanic
- Multi-racial
- White



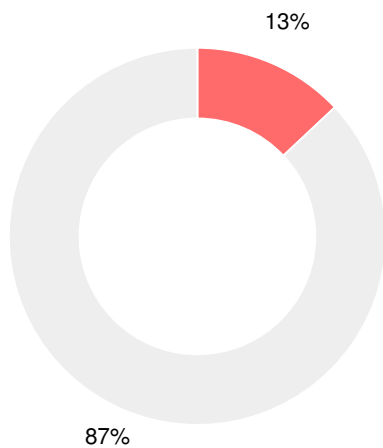
Economically Disadvantaged (ED)

- ED
- Not ED




Students with Disability (SWD)

- SWD
- Not SWD



English Language Learners (ELL)

- ELL
- Not ELL



Elementary

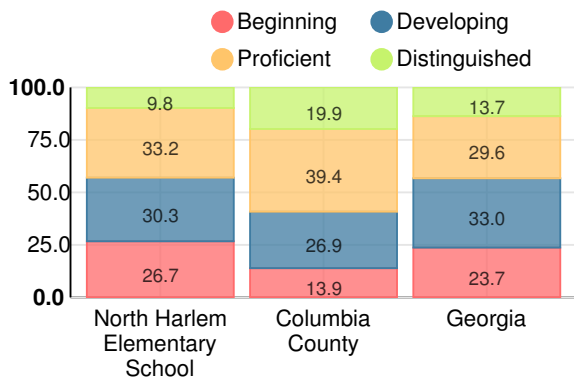
CCRPI Score

North Harlem Elementary School

Indicator	2019
Content Mastery	64.2
Progress	79.0
Closing Gaps	86.4
Readiness	80.2
CCRPI Score	75.9

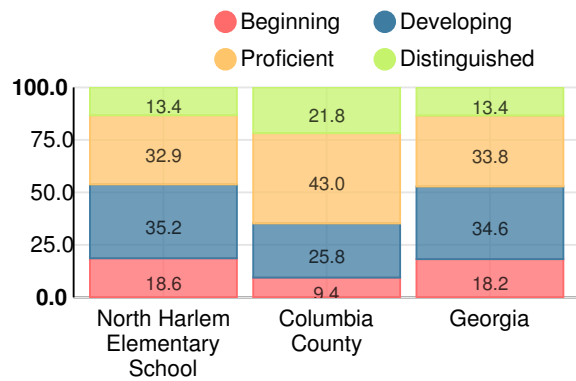
English

Percent of students scoring in each performance level on 2019
Georgia Milestones for elementary grades



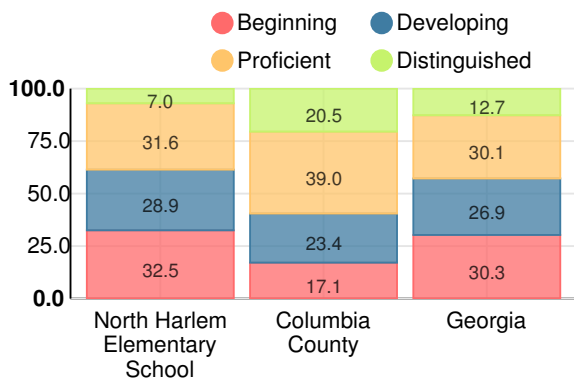
Mathematics

Percent of students scoring in each performance level on 2019
Georgia Milestones for elementary grades



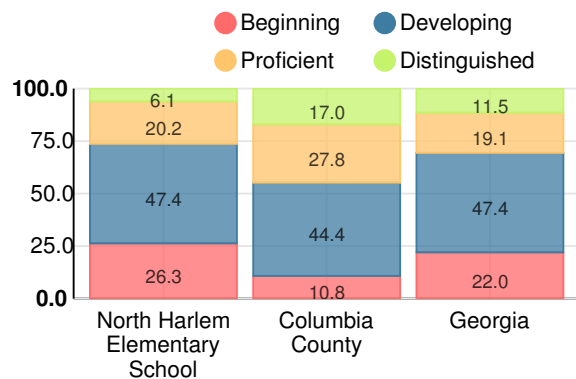
Science

Percent of students scoring in each performance level on 2019
Georgia Milestones for elementary grades



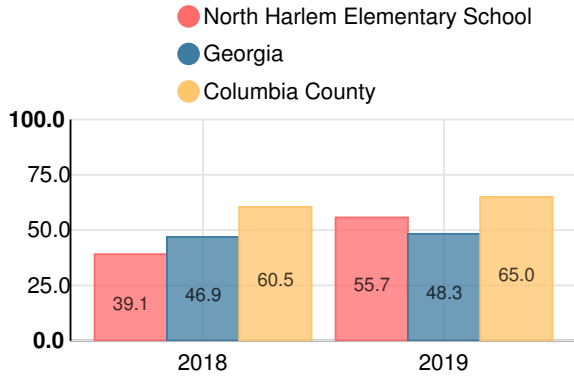
Social Studies

Percent of students scoring in each performance level on 2019
Georgia Milestones for elementary grades



**Reading at or above the Grade Level Target
(3rd Grade)**

Percent of students in grade 3 achieving Lexile measure equal to or greater than 670



**Reading at or above the Grade Level Target
(5th Grade)**

Percent of students in grade 5 achieving Lexile measure equal to or greater than 920

