




Western Elementary School

 1730 Welcome Rd, Newnan, GA 30263

 770-254-2790

 Grades: K-5

 Enrollment: 384 students

Note: For information on educator qualifications and other federal reporting requirements, [click here](#).

Discipline data are available in the [K-12 Student Discipline Dashboard](#).

Performance Snapshot

- Western Elementary School's **overall performance is higher than 77% of schools in the state** and is similar to its district.
- Its students' **academic growth is higher than 94% of schools in the state** and higher than its district.
- **32.8% of its 3rd grade students are reading at or above the grade level target.**
- Western Elementary School is **Beating the Odds**, meaning that it performs better than similar schools.

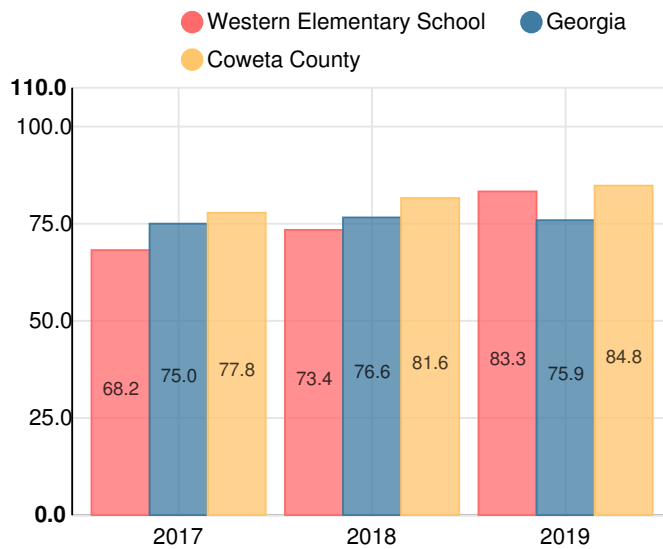
School Wide

B83.3

Year	Western Elementary School
2019	B
2018	C
2017	D
2016	F
2015	D

Grade conversion	
A	90 - 100
B	80 - 89.9
C	70 - 79.9
D	60 - 69.9
F	0 - 59.9

CCRPI Single Score



Student Mobility Rate

19.3%

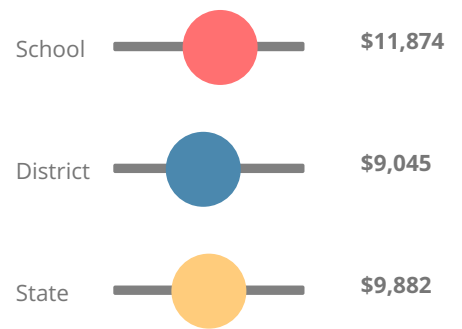
School Climate Star Rating



Financial Efficiency Star Rating

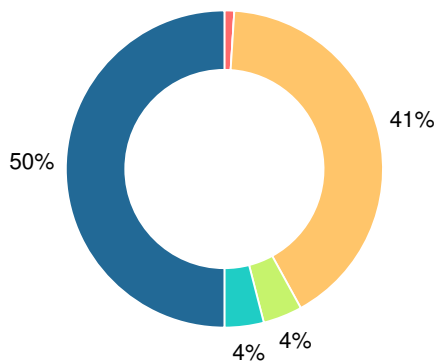


Per Pupil Expenditures



Race/Ethnicity

- Asian/Pacific Islander
- American Indian/Alaskan
- Black
- Hispanic
- Multi-racial
- White



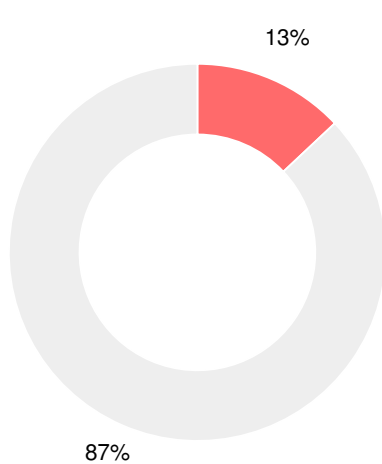
Economically Disadvantaged (ED)

- ED
- Not ED



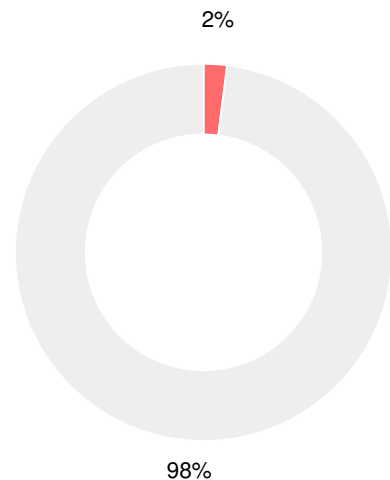
Students with Disability (SWD)

- SWD
- Not SWD



English Language Learners (ELL)

- ELL
- Not ELL



Elementary

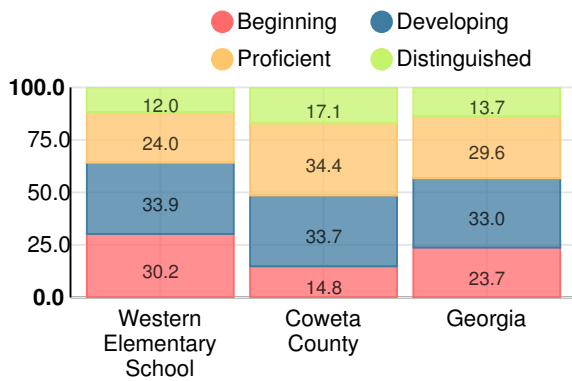
CCRPI Score

Western Elementary School

Indicator	2019
Content Mastery	63.6
Progress	97.2
Closing Gaps	94.4
Readiness	80.0
CCRPI Score	83.3

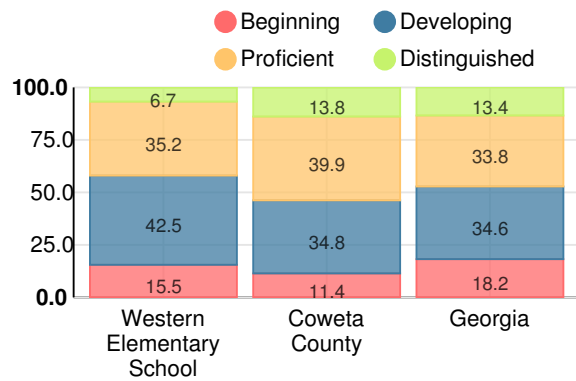
English

Percent of students scoring in each performance level on 2019 Georgia Milestones for elementary grades



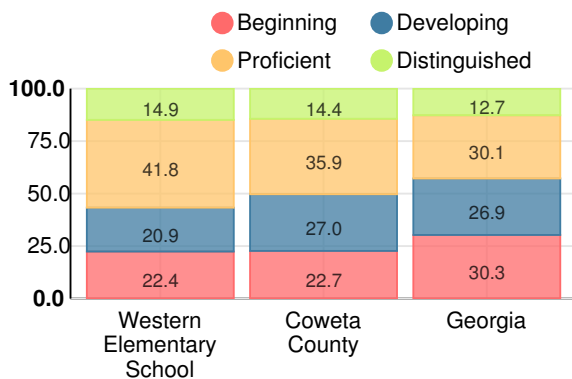
Mathematics

Percent of students scoring in each performance level on 2019 Georgia Milestones for elementary grades



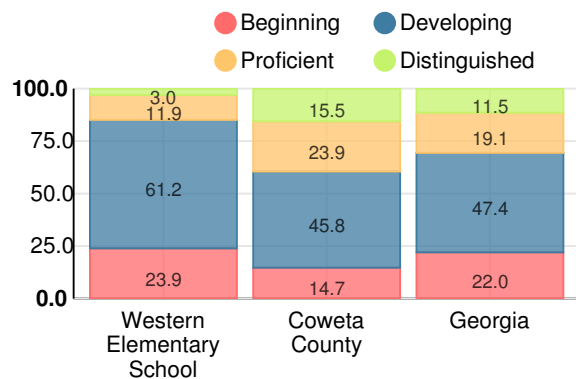
Science

Percent of students scoring in each performance level on 2019 Georgia Milestones for elementary grades



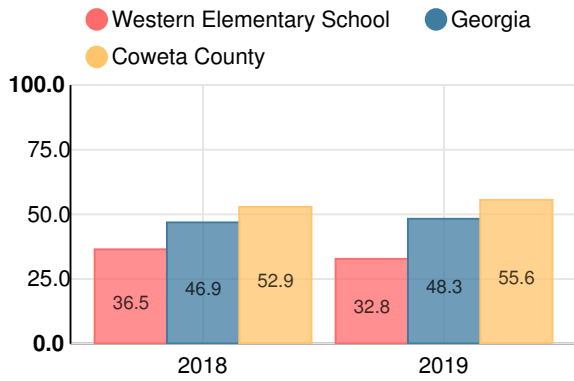
Social Studies

Percent of students scoring in each performance level on 2019 Georgia Milestones for elementary grades



**Reading at or above the Grade Level Target
(3rd Grade)**

Percent of students in grade 3 achieving Lexile measure equal to or greater than 670



**Reading at or above the Grade Level Target
(5th Grade)**

Percent of students in grade 5 achieving Lexile measure equal to or greater than 920

