



Allgood Elementary School

 659 Allgood Road, Stone Mountain, GA 30083

 678.676.5102

 Grades: K-5

 Enrollment: 536 students

Note: For information on educator qualifications and other federal reporting requirements, [click here](#).
Discipline data are available in the [K-12 Student Discipline Dashboard](#).

Performance Snapshot

- Allgood Elementary School's **overall performance is higher than 63% of schools in the state** and is higher than its district.
- Its students' **academic growth is higher than 74% of schools in the state** and higher than its district.
- 33.3% of its 3rd grade students are reading at or above the grade level target.**
- Allgood Elementary School is **Beating the Odds**, meaning that it performs better than similar schools.

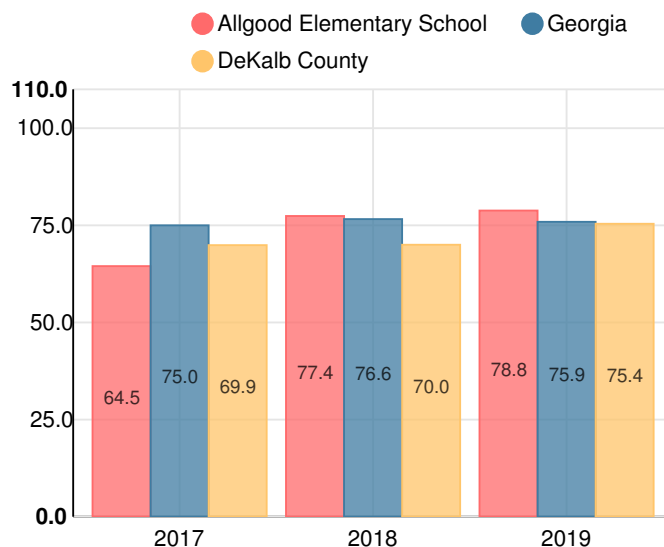
School Wide

C78.8

Year	Allgood Elementary School
2019	C
2018	C
2017	D
2016	D
2015	F

Grade conversion	
A	90 - 100
B	80 - 89.9
C	70 - 79.9
D	60 - 69.9
F	0 - 59.9

CCRPI Single Score



Student Mobility Rate

25.2%

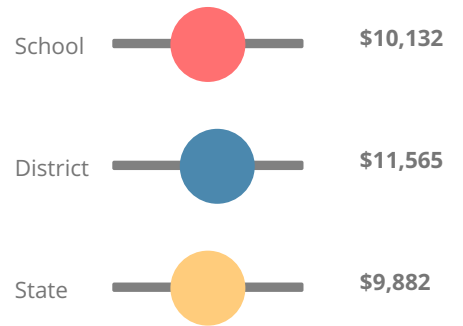
School Climate Star Rating



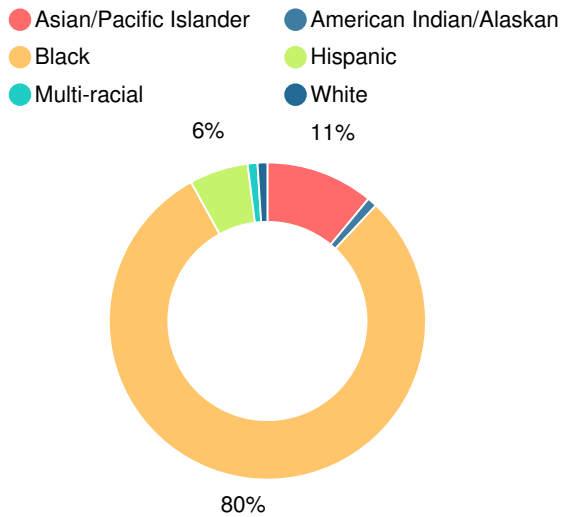
Financial Efficiency Star Rating



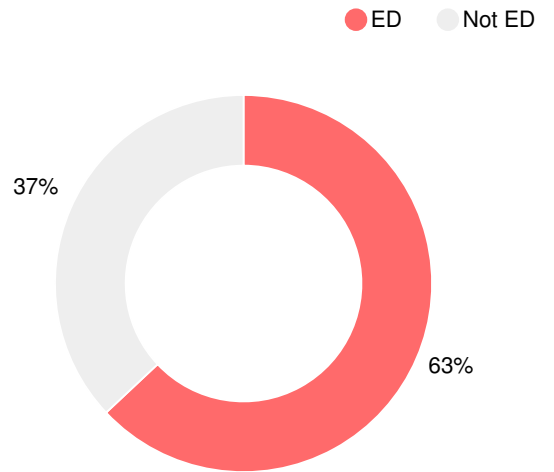
Per Pupil Expenditures



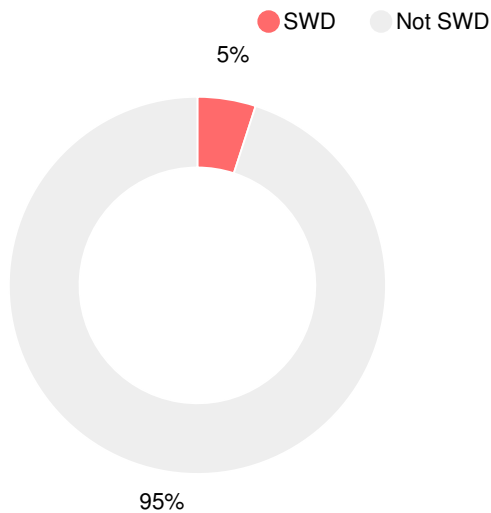
Race/Ethnicity



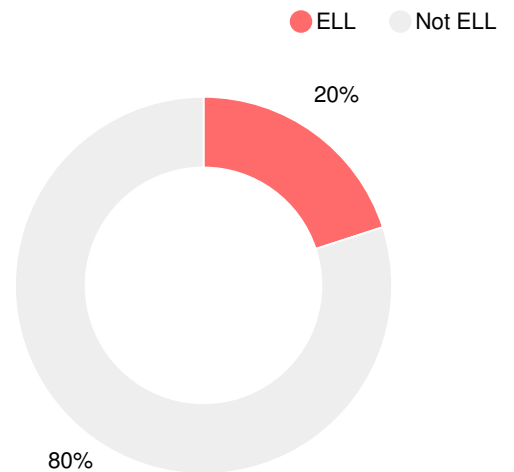
Economically Disadvantaged (ED)



Students with Disability (SWD)



English Language Learners (ELL)



Elementary

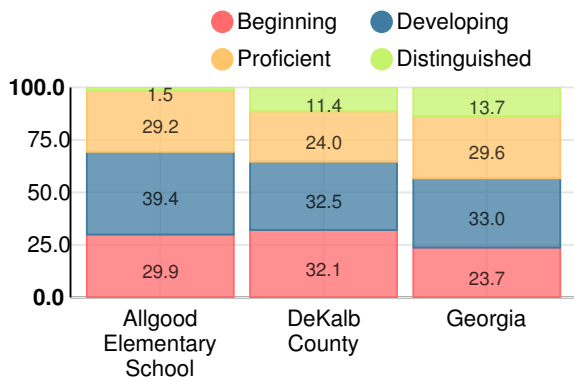
CCRPI Score

Allgood Elementary School

Indicator	2019
Content Mastery	55.7
Progress	90.0
Closing Gaps	100.0
Readiness	77.8
CCRPI Score	78.8

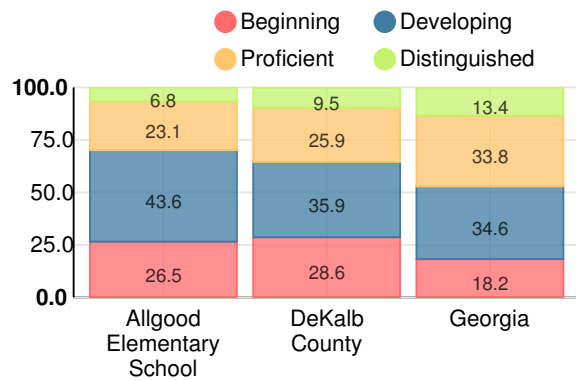
English

Percent of students scoring in each performance level on 2019 Georgia Milestones for elementary grades



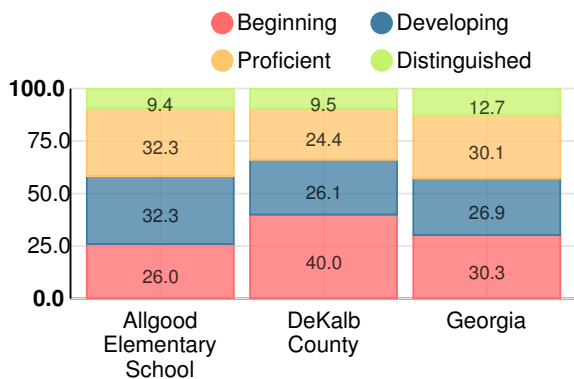
Mathematics

Percent of students scoring in each performance level on 2019 Georgia Milestones for elementary grades



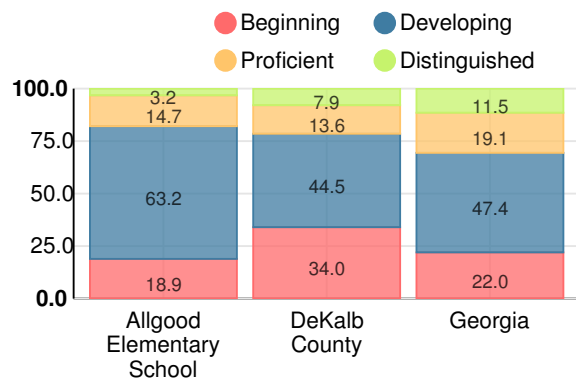
Science

Percent of students scoring in each performance level on 2019 Georgia Milestones for elementary grades



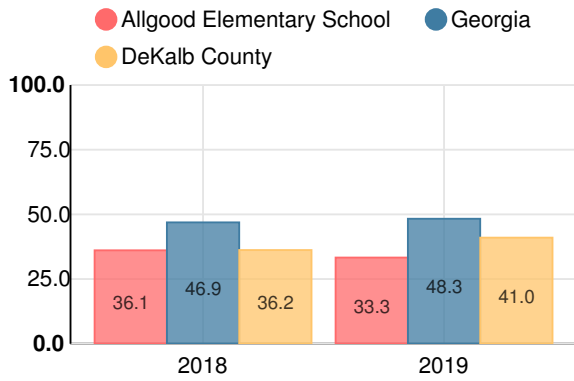
Social Studies

Percent of students scoring in each performance level on 2019 Georgia Milestones for elementary grades



**Reading at or above the Grade Level Target
(3rd Grade)**

Percent of students in grade 3 achieving Lexile measure equal to or greater than 670



**Reading at or above the Grade Level Target
(5th Grade)**

Percent of students in grade 5 achieving Lexile measure equal to or greater than 920

