



Canby Lane Elementary School

 4150 Green Hawk Trail, Decatur, GA 30035

 678.874.0602

 Grades: K-5

 Enrollment: 477 students

Note: For information on educator qualifications and other federal reporting requirements, [click here](#). Discipline data are available in the [K-12 Student Discipline Dashboard](#).

Performance Snapshot

- Canby Lane Elementary School's **overall performance is higher than 40% of schools in the state** and is lower than its district.
- Its students' **academic growth is higher than 90% of schools in the state** and higher than its district.
- **26.5% of its 3rd grade students are reading at or above the grade level target.**
- Canby Lane Elementary School is **Beating the Odds**, meaning that it performs better than similar schools.

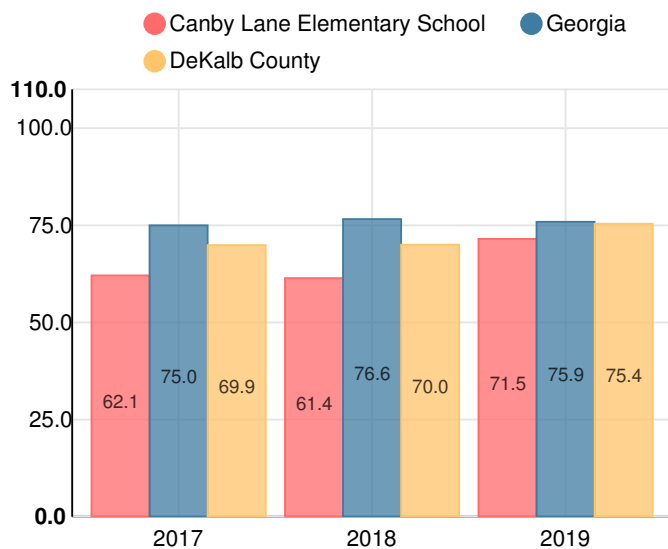
School Wide

C71.5

Year	Canby Lane Elementary School
2019	C
2018	D
2017	D
2016	F
2015	F

Grade conversion	
A	90 - 100
B	80 - 89.9
C	70 - 79.9
D	60 - 69.9
F	0 - 59.9

CCRPI Single Score



Student Mobility Rate

43.2%

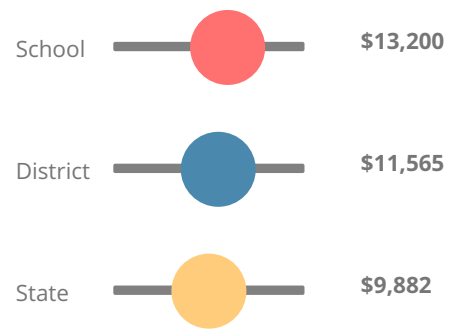
School Climate Star Rating



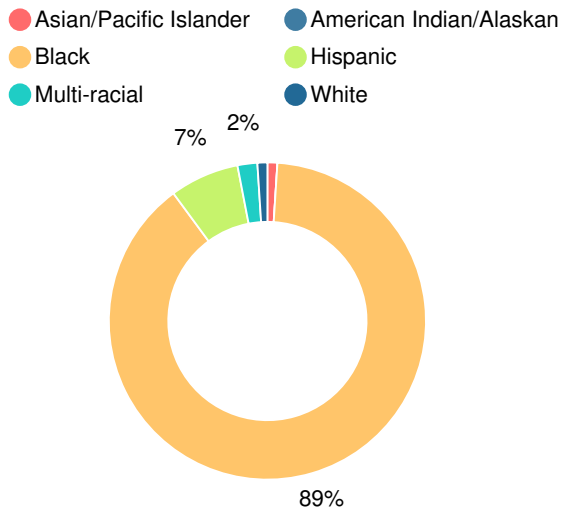
Financial Efficiency Star Rating



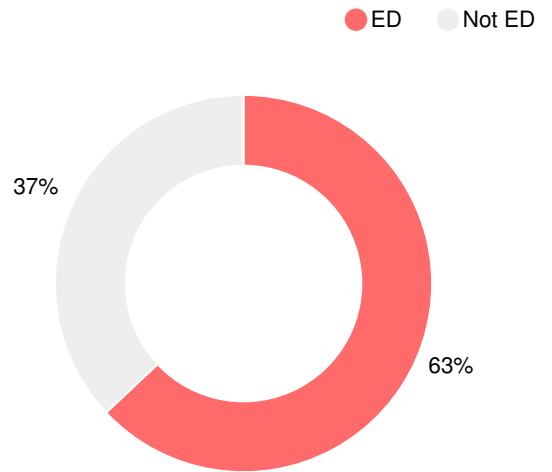
Per Pupil Expenditures



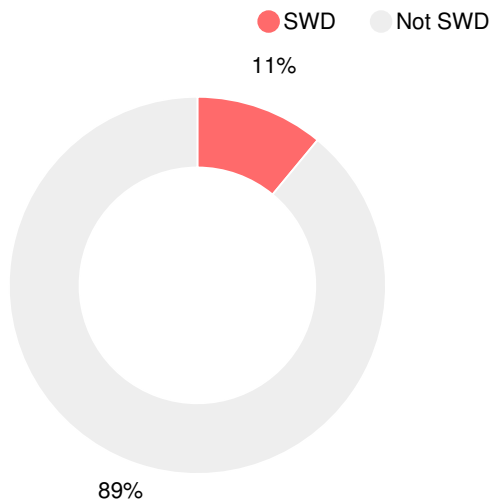
Race/Ethnicity



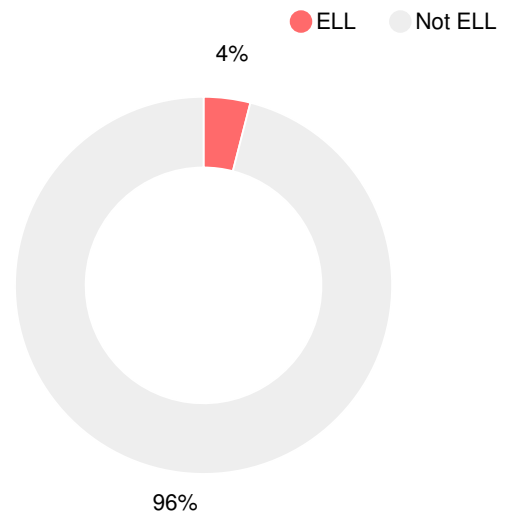
Economically Disadvantaged (ED)



Students with Disability (SWD)



English Language Learners (ELL)



Elementary

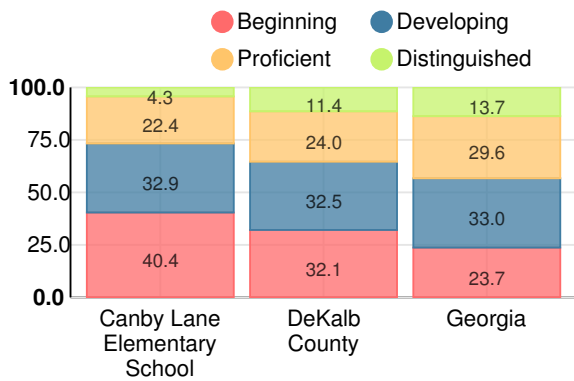
CCRPI Score

Canby Lane Elementary School

Indicator	2019
Content Mastery	42.1
Progress	95.3
Closing Gaps	75.0
Readiness	71.1
CCRPI Score	71.5

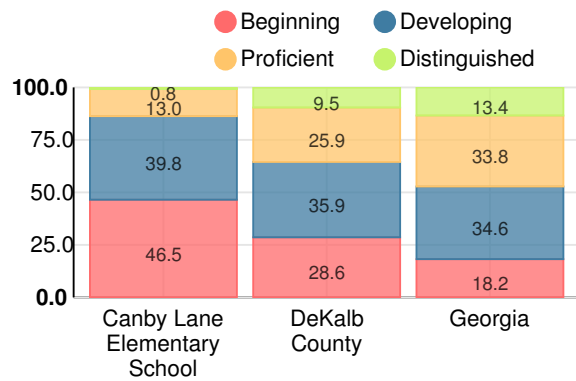
English

Percent of students scoring in each performance level on 2019
Georgia Milestones for elementary grades



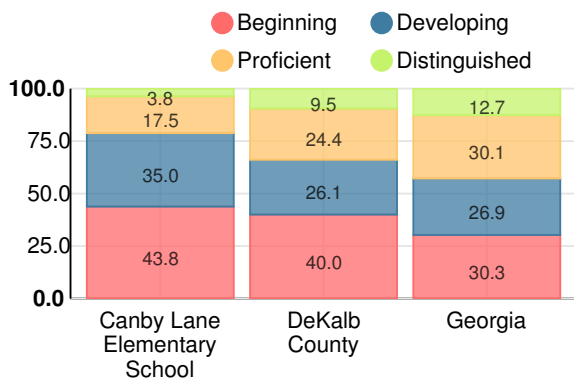
Mathematics

Percent of students scoring in each performance level on 2019
Georgia Milestones for elementary grades



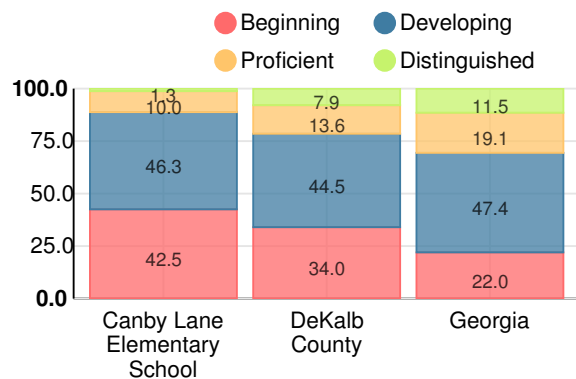
Science

Percent of students scoring in each performance level on 2019
Georgia Milestones for elementary grades



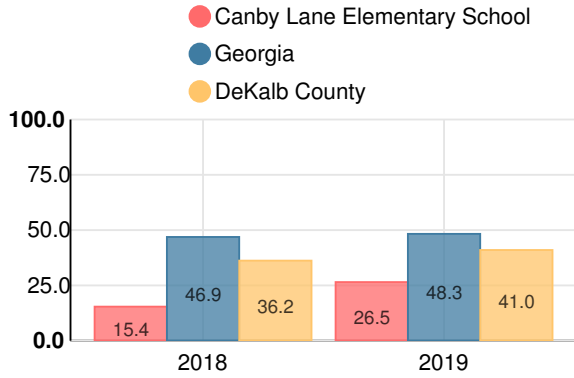
Social Studies

Percent of students scoring in each performance level on 2019
Georgia Milestones for elementary grades



**Reading at or above the Grade Level Target
(3rd Grade)**

Percent of students in grade 3 achieving Lexile measure equal to or greater than 670



**Reading at or above the Grade Level Target
(5th Grade)**

Percent of students in grade 5 achieving Lexile measure equal to or greater than 920

