



Alford Elementary School

 2625 Lawrenceville Highway, Lawrenceville, GA 30044

 (678) 924-5300

 Grades: K-5

 Enrollment: 920 students

Note: For information on educator qualifications and other federal reporting requirements, [click here](#).

Discipline data are available in the [K-12 Student Discipline Dashboard](#).

Performance Snapshot

- Alford Elementary's **overall performance is higher than 77% of schools in the state** and is similar to its district.
- Its students' **academic growth is higher than 82% of schools in the state** and higher than its district.
- 43.2% of its 3rd grade students are reading at or above the grade level target.**
- Alford Elementary is **Beating the Odds**, meaning that it performs better than similar schools.

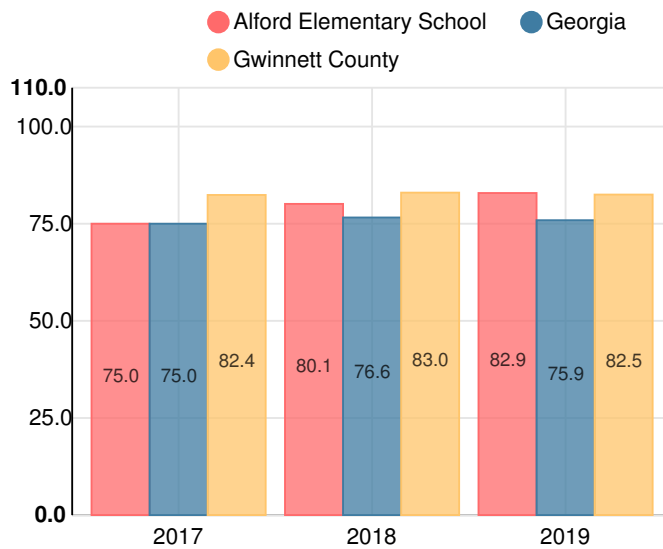
School Wide

B82.9

Year	Alford Elementary School
2019	B
2018	B
2017	C
2016	D
2015	C

Grade conversion	
A	90 - 100
B	80 - 89.9
C	70 - 79.9
D	60 - 69.9
F	0 - 59.9

CCRPI Single Score



Student Mobility Rate

18.0%

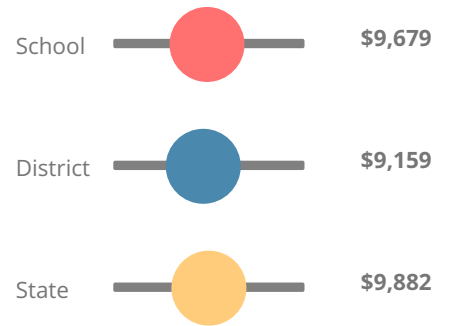
School Climate Star Rating



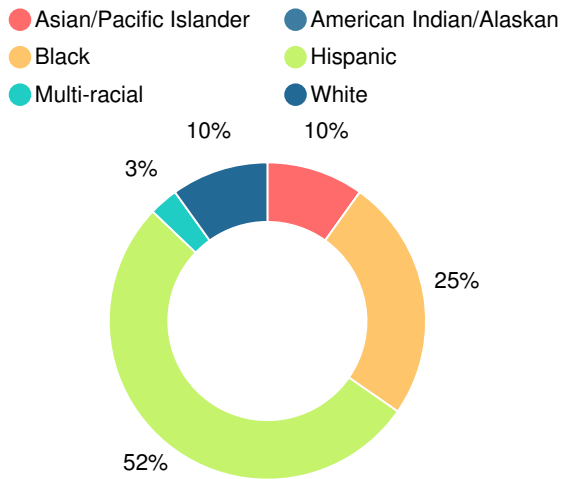
Financial Efficiency Star Rating



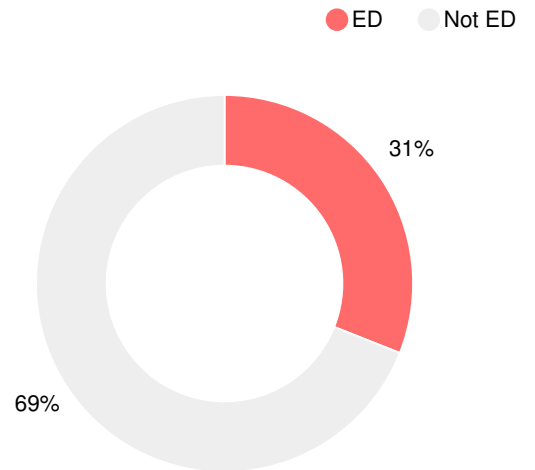
Per Pupil Expenditures



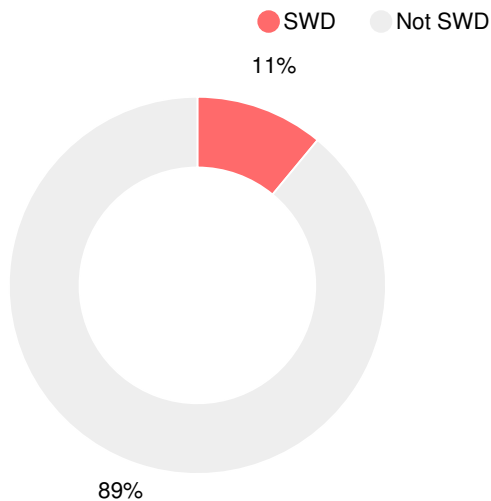
Race/Ethnicity



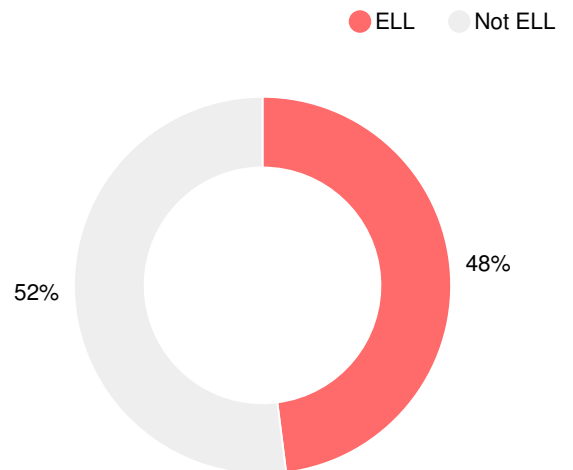
Economically Disadvantaged (ED)



Students with Disability (SWD)



English Language Learners (ELL)



Elementary

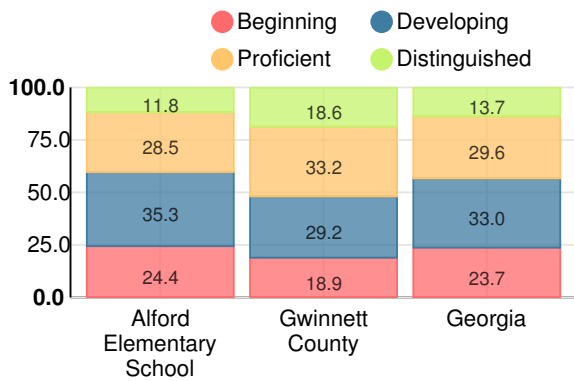
CCRPI Score

Alford Elementary School

Indicator	2019
Content Mastery	69.8
Progress	92.8
Closing Gaps	88.3
Readiness	81.2
CCRPI Score	82.9

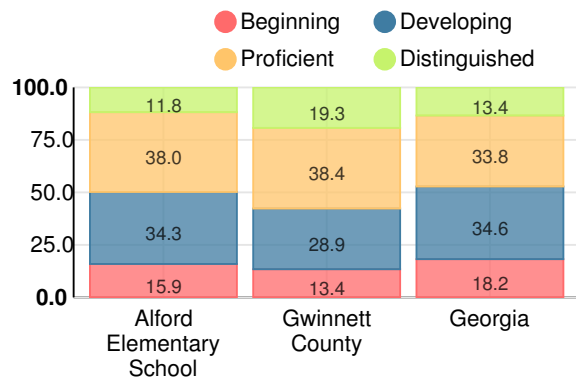
English

Percent of students scoring in each performance level on 2019 Georgia Milestones for elementary grades



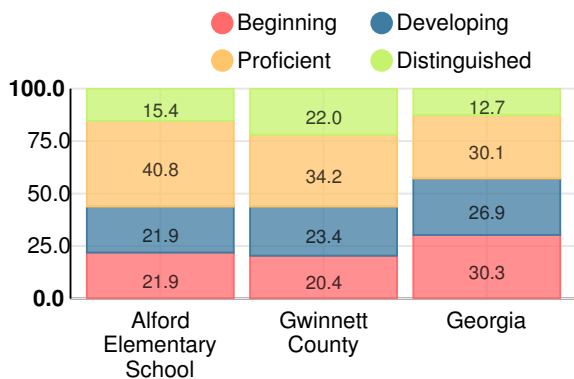
Mathematics

Percent of students scoring in each performance level on 2019 Georgia Milestones for elementary grades



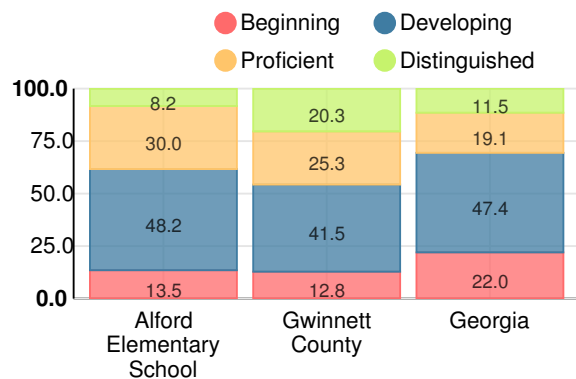
Science

Percent of students scoring in each performance level on 2019 Georgia Milestones for elementary grades



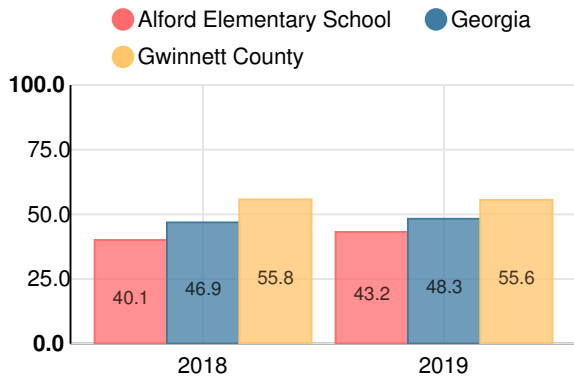
Social Studies

Percent of students scoring in each performance level on 2019 Georgia Milestones for elementary grades



**Reading at or above the Grade Level Target
(3rd Grade)**

Percent of students in grade 3 achieving Lexile measure equal to or greater than 670



**Reading at or above the Grade Level Target
(5th Grade)**

Percent of students in grade 5 achieving Lexile measure equal to or greater than 920

