



Chestnut Mountain Elementary School

 4841 Union Church Road, Flowery Branch, GA 30542

 770-967-3121

 Grades: K-5

 Enrollment: 725 students

Note: For information on educator qualifications and other federal reporting requirements, [click here](#).

Discipline data are available in the [K-12 Student Discipline Dashboard](#).

Performance Snapshot

- Chestnut Mountain Elementary School's **overall performance is higher than 58% of schools in the state** and is higher than its district.
- Its students' **academic growth is higher than 51% of schools in the state** and lower than its district.
- **47.5% of its 3rd grade students are reading at or above the grade level target.**

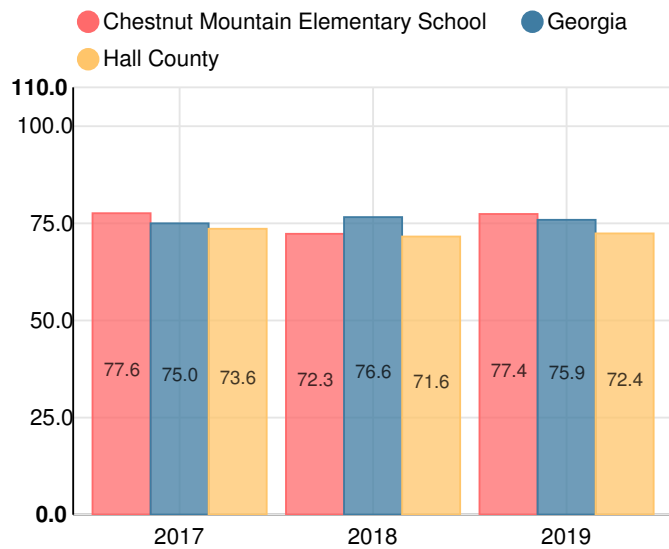
School Wide

C77.4

Year	Chestnut Mountain Elementary School
2019	C
2018	C
2017	C
2016	C
2015	C

Grade conversion	
A	90 - 100
B	80 - 89.9
C	70 - 79.9
D	60 - 69.9
F	0 - 59.9

CCRPI Single Score



Student Mobility Rate

11.4%

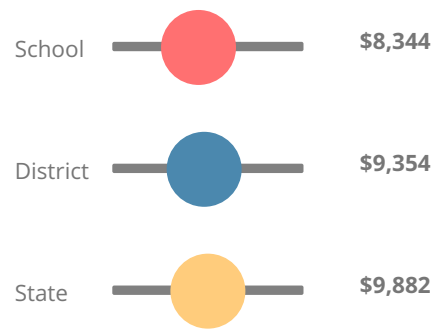
School Climate Star Rating



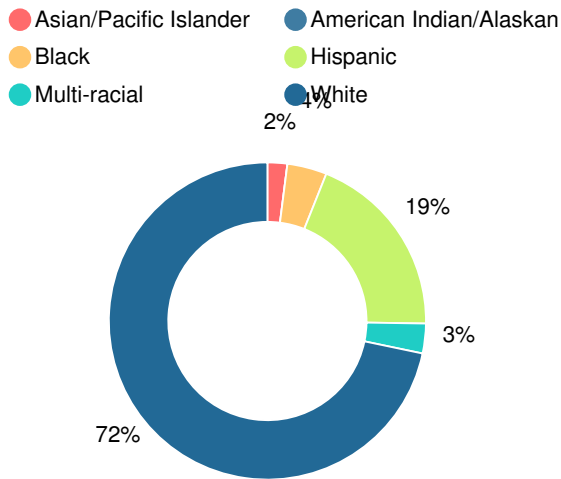
Financial Efficiency Star Rating



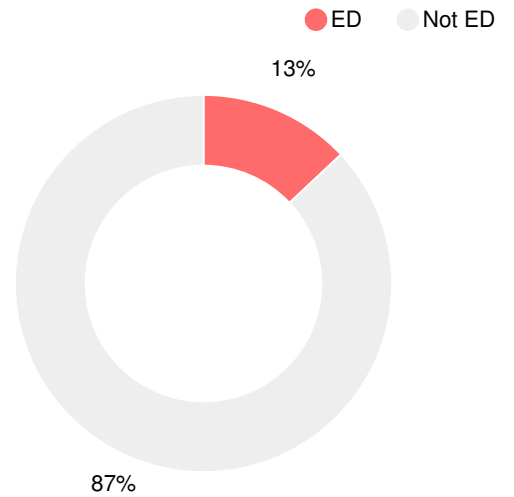
Per Pupil Expenditures



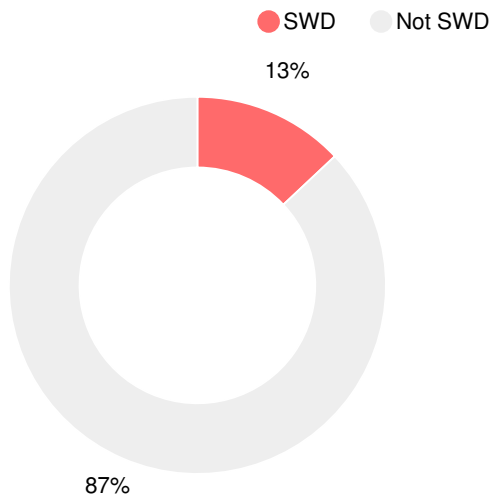
Race/Ethnicity



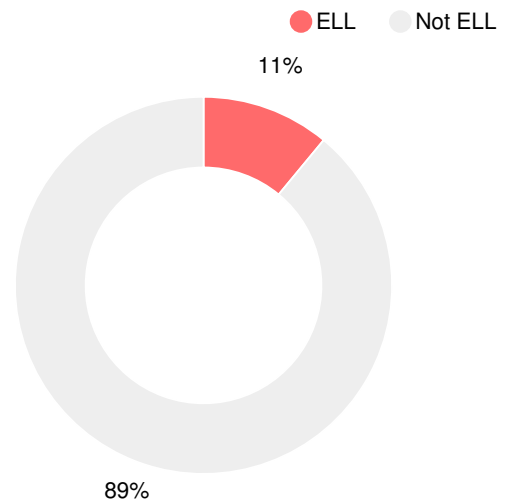
Economically Disadvantaged (ED)



Students with Disability (SWD)



English Language Learners (ELL)



Elementary

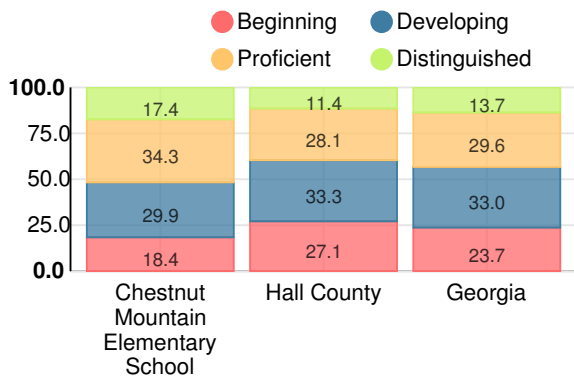
CCRPI Score

Chestnut Mountain Elementary School

Indicator	2019
Content Mastery	71.4
Progress	83.0
Closing Gaps	67.9
Readiness	83.7
CCRPI Score	77.4

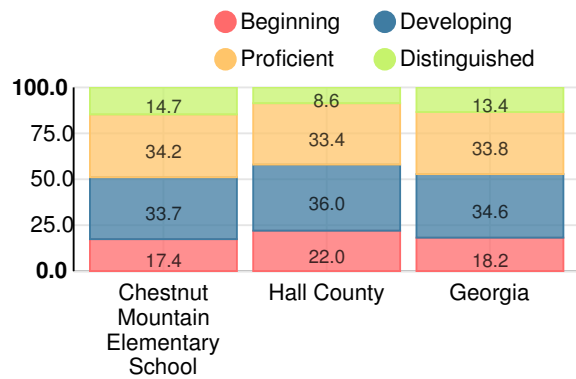
English

Percent of students scoring in each performance level on 2019 Georgia Milestones for elementary grades



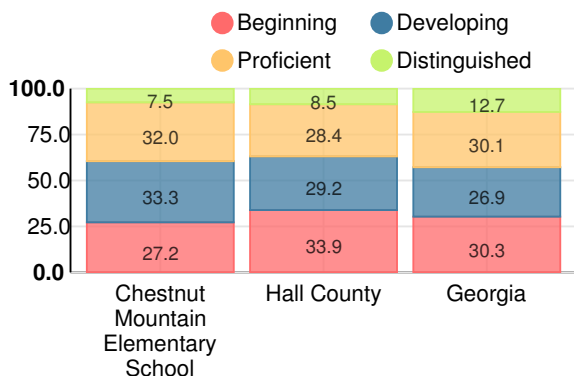
Mathematics

Percent of students scoring in each performance level on 2019 Georgia Milestones for elementary grades



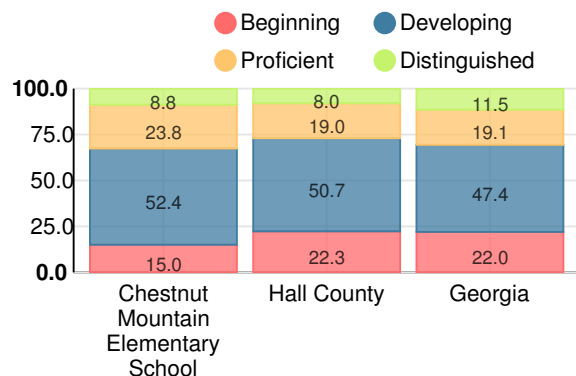
Science

Percent of students scoring in each performance level on 2019 Georgia Milestones for elementary grades



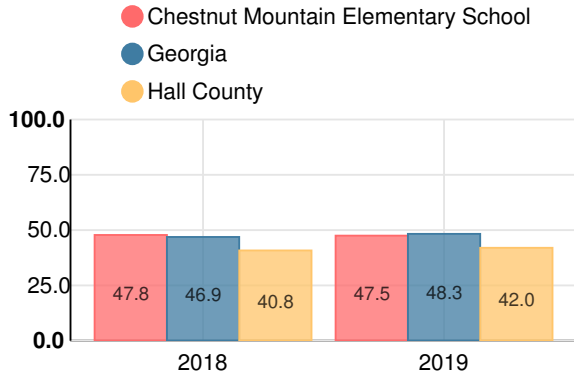
Social Studies

Percent of students scoring in each performance level on 2019 Georgia Milestones for elementary grades



**Reading at or above the Grade Level Target
(3rd Grade)**

Percent of students in grade 3 achieving Lexile measure equal to or greater than 670



**Reading at or above the Grade Level Target
(5th Grade)**

Percent of students in grade 5 achieving Lexile measure equal to or greater than 920

