



Centerville Elementary School

 450 N. Houston Lake Blvd., Centerville, GA 31028

 (478) 953-0400

 Grades: K-5

 Enrollment: 584 students

Note: For information on educator qualifications and other federal reporting requirements, [click here](#). Discipline data are available in the [K-12 Student Discipline Dashboard](#).

Performance Snapshot

- Centerville Elementary School's **overall performance is higher than 65% of schools in the state** and is lower than its district.
- Its students' **academic growth is higher than 36% of schools in the state** and lower than its district.
- 52.4% of its 3rd grade students are reading at or above the grade level target.**
- Centerville Elementary School is **Beating the Odds**, meaning that it performs better than similar schools.

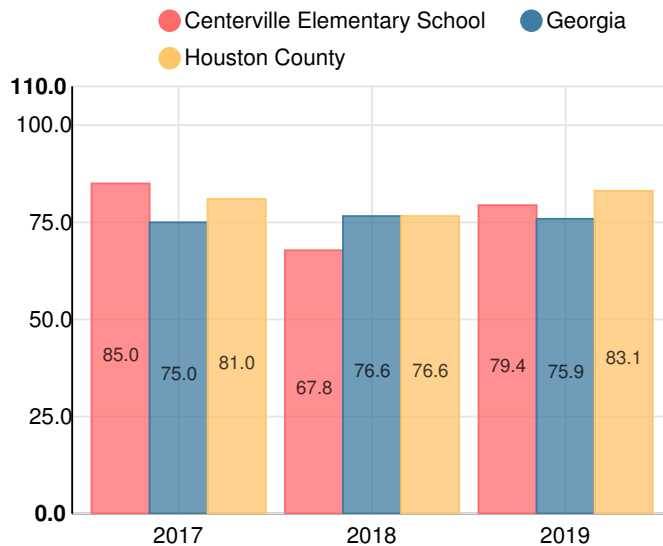
School Wide

C79.4

Year	Centerville Elementary School
2019	C
2018	D
2017	B
2016	C
2015	B

Grade conversion	
A	90 - 100
B	80 - 89.9
C	70 - 79.9
D	60 - 69.9
F	0 - 59.9

CCRPI Single Score



Student Mobility Rate

23.3%

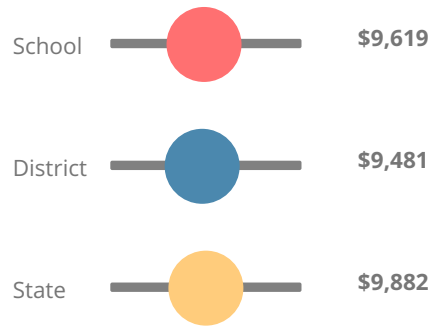
School Climate Star Rating



Financial Efficiency Star Rating

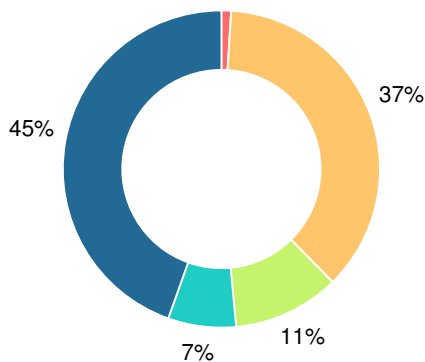


Per Pupil Expenditures



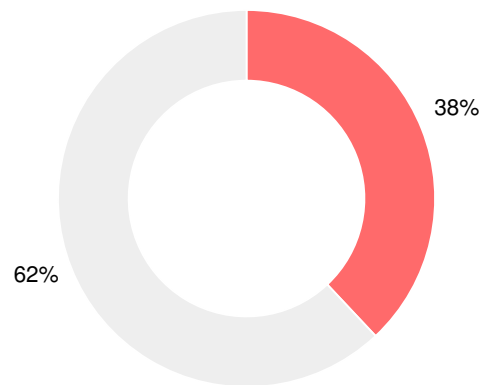
Race/Ethnicity

- Asian/Pacific Islander
- American Indian/Alaskan
- Black
- Hispanic
- Multi-racial
- White



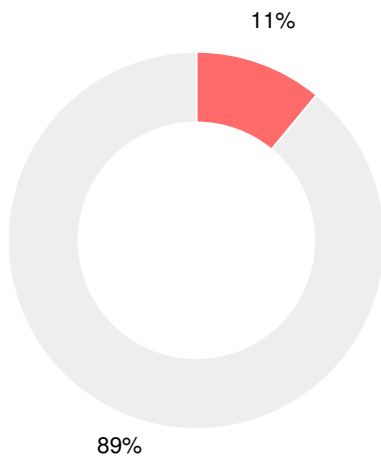
Economically Disadvantaged (ED)

- ED
- Not ED



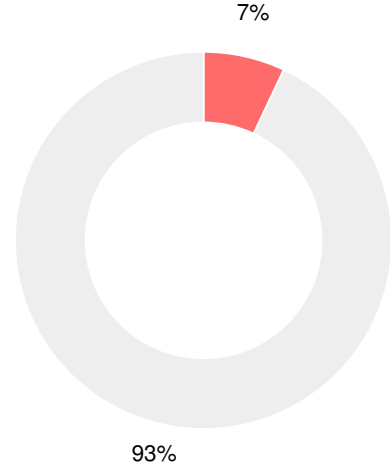
Students with Disability (SWD)

- SWD
- Not SWD



English Language Learners (ELL)

- ELL
- Not ELL



Elementary

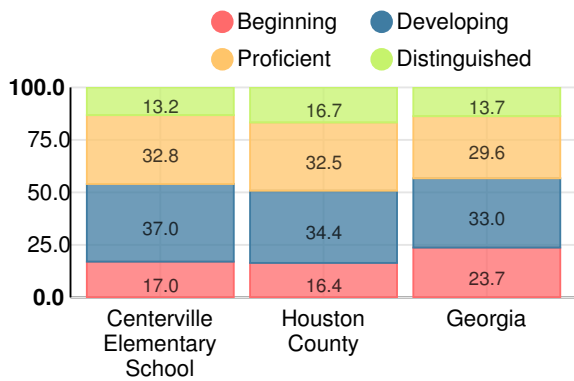
CCRPI Score

Centerville Elementary School

Indicator	2019
Content Mastery	74.5
Progress	79.2
Closing Gaps	86.5
Readiness	81.6
CCRPI Score	79.4

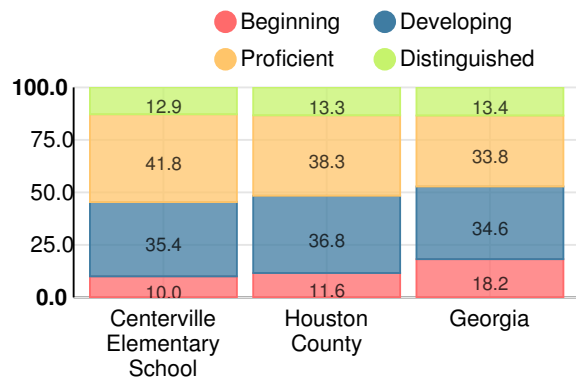
English

Percent of students scoring in each performance level on 2019 Georgia Milestones for elementary grades



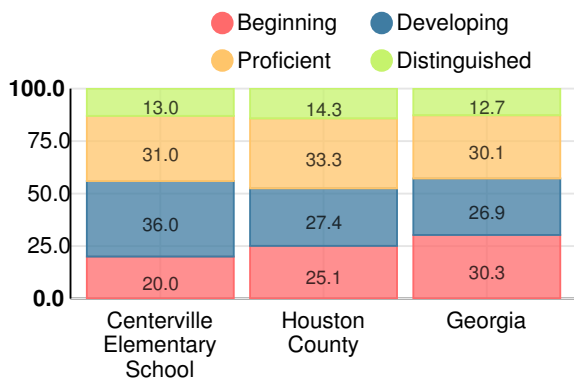
Mathematics

Percent of students scoring in each performance level on 2019 Georgia Milestones for elementary grades



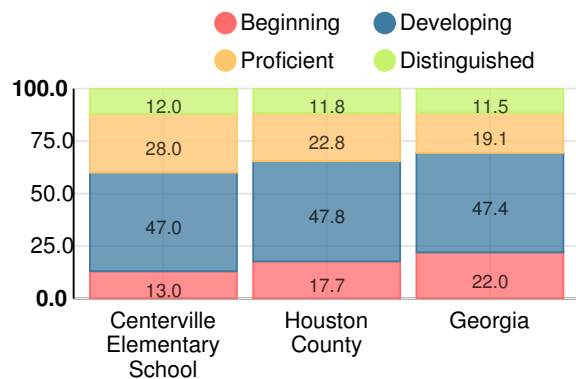
Science

Percent of students scoring in each performance level on 2019 Georgia Milestones for elementary grades



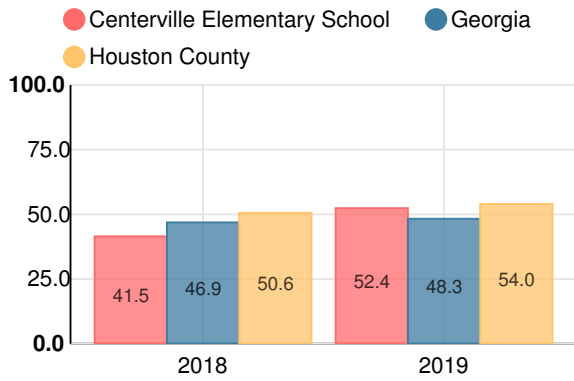
Social Studies

Percent of students scoring in each performance level on 2019 Georgia Milestones for elementary grades



**Reading at or above the Grade Level Target
(3rd Grade)**

Percent of students in grade 3 achieving Lexile measure equal to or greater than 670



**Reading at or above the Grade Level Target
(5th Grade)**

Percent of students in grade 5 achieving Lexile measure equal to or greater than 920

