




# Carver Elementary School

 104 Bedingfield Street, Wadley, GA 30477

 478-252-5762

 Grades: K-5

 Enrollment: 190 students

Note: For information on educator qualifications and other federal reporting requirements, [click here](#).

Discipline data are available in the [K-12 Student Discipline Dashboard](#).

## Performance Snapshot

- Carver Elementary School's **overall performance is higher than 21% of schools in the state** and is similar to its district.
- Its students' **academic growth is higher than 9% of schools in the state** and lower than its district.
- **28.0% of its 3rd grade students are reading at or above the grade level target**.

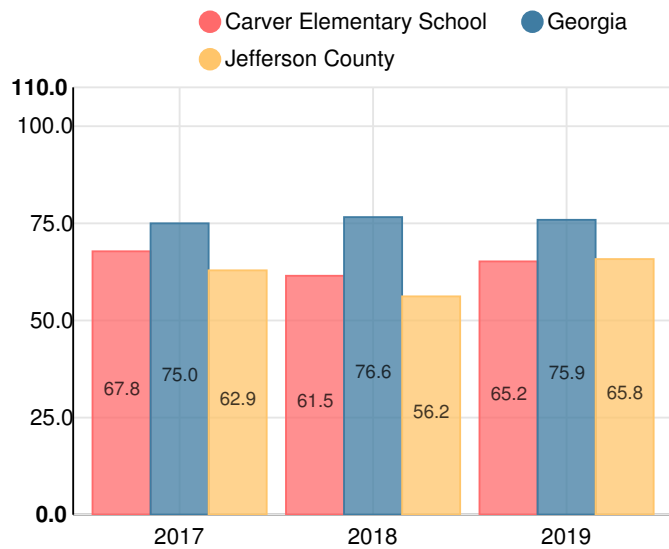
## School Wide

**D65.2**

Year	Carver Elementary School
2019	D
2018	D
2017	D
2016	D
2015	C

Grade conversion	
A	90 - 100
B	80 - 89.9
C	70 - 79.9
D	60 - 69.9
F	0 - 59.9

## CCRPI Single Score



Student Mobility Rate

21.1%

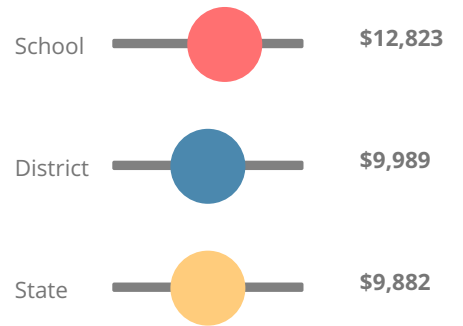
School Climate Star Rating



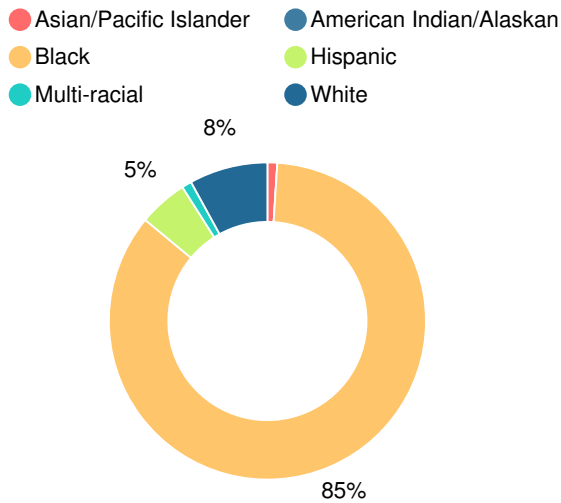
Financial Efficiency Star Rating



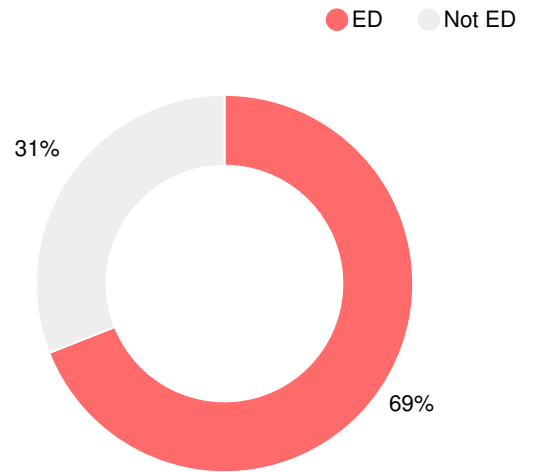
Per Pupil Expenditures



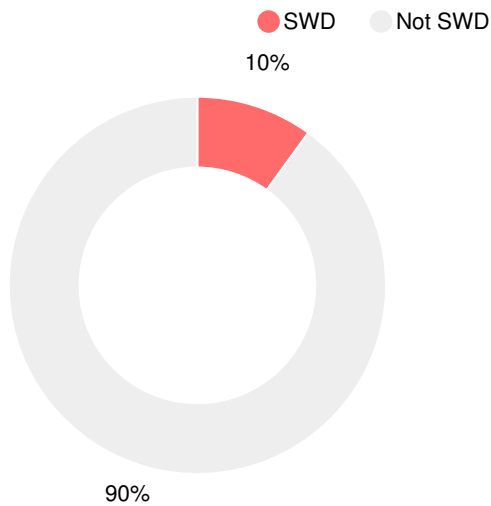
Race/Ethnicity



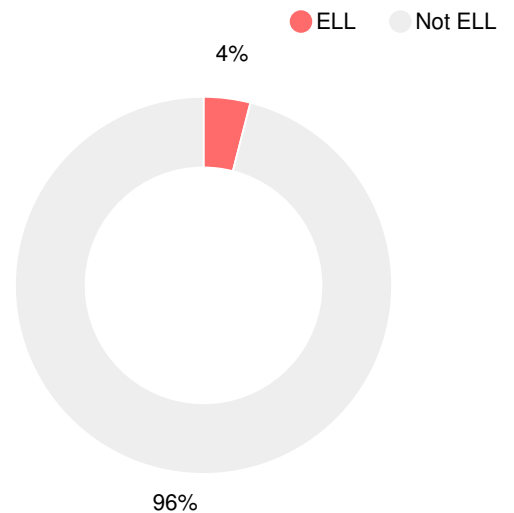
Economically Disadvantaged (ED)



Students with Disability (SWD)



English Language Learners (ELL)



# Elementary

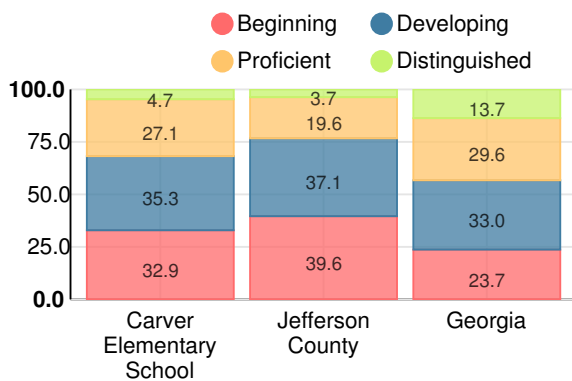
## CCRPI Score

### Carver Elementary School

Indicator	2019
Content Mastery	56.5
Progress	67.0
Closing Gaps	62.5
Readiness	76.9
<b>CCRPI Score</b>	<b>65.2</b>

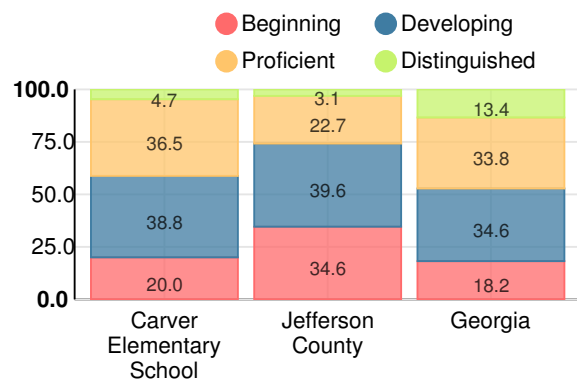
### English

Percent of students scoring in each performance level on 2019 Georgia Milestones for elementary grades



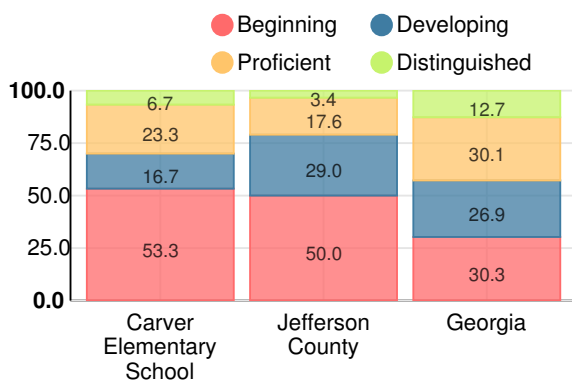
### Mathematics

Percent of students scoring in each performance level on 2019 Georgia Milestones for elementary grades



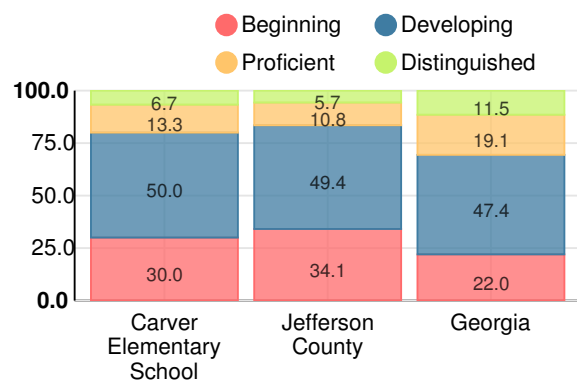
### Science

Percent of students scoring in each performance level on 2019 Georgia Milestones for elementary grades



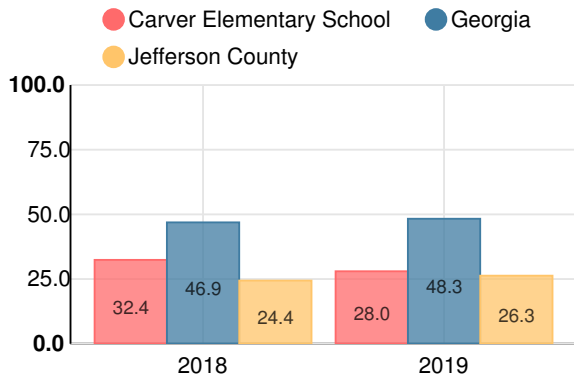
### Social Studies

Percent of students scoring in each performance level on 2019 Georgia Milestones for elementary grades



**Reading at or above the Grade Level Target  
(3rd Grade)**

Percent of students in grade 3 achieving Lexile measure equal to or greater than 670



**Reading at or above the Grade Level Target  
(5th Grade)**

Percent of students in grade 5 achieving Lexile measure equal to or greater than 920

