



Ila Elementary School

 150 Sewell Mill Rd, Ila, GA 30647

 (706)789-3445

 Grades: K-5

 Enrollment: 431 students

Note: For information on educator qualifications and other federal reporting requirements, [click here](#).

Discipline data are available in the [K-12 Student Discipline Dashboard](#).

Performance Snapshot

- Ila Elementary School's **overall performance is higher than 75% of schools in the state** and is similar to its district.
- Its students' **academic growth is higher than 34% of schools in the state** and lower than its district.
- 70.3% of its 3rd grade students are reading at or above the grade level target.**
- Ila Elementary School is **Beating the Odds**, meaning that it performs better than similar schools.

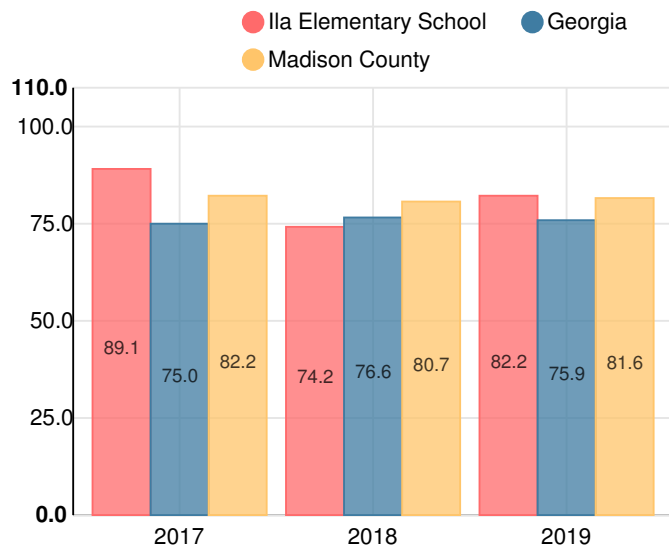
School Wide

B82.2

Year	Ila Elementary School
2019	B
2018	C
2017	B
2016	B
2015	B

Grade conversion	
A	90 - 100
B	80 - 89.9
C	70 - 79.9
D	60 - 69.9
F	0 - 59.9

CCRPI Single Score



Student Mobility Rate

10.9%

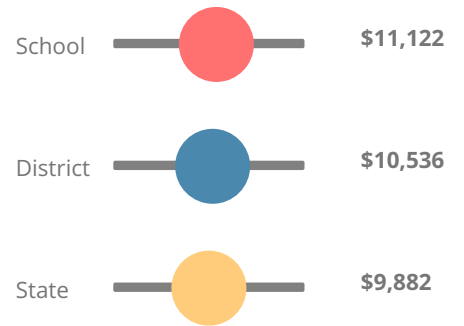
School Climate Star Rating



Financial Efficiency Star Rating

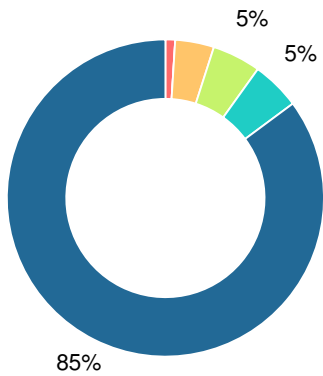


Per Pupil Expenditures



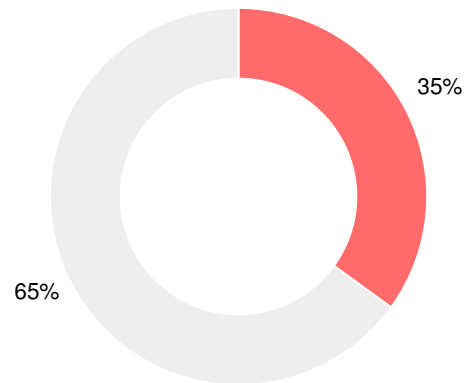
Race/Ethnicity

- Asian/Pacific Islander
- American Indian/Alaskan
- Black
- Hispanic
- Multi-racial
- White



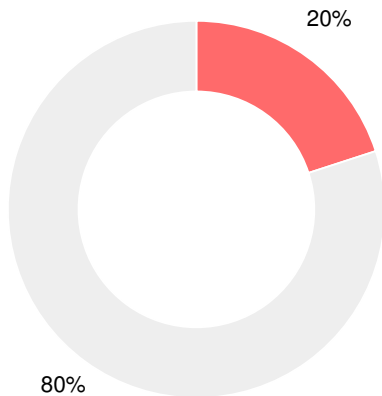
Economically Disadvantaged (ED)

- ED
- Not ED



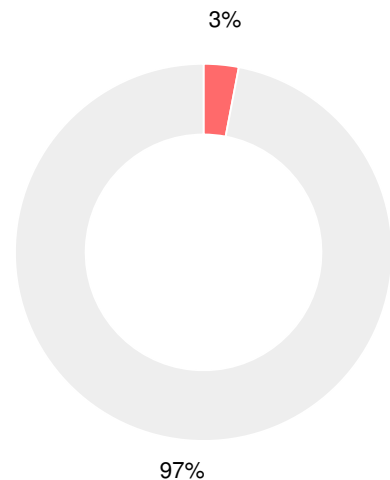
Students with Disability (SWD)

- SWD
- Not SWD



English Language Learners (ELL)

- ELL
- Not ELL



Elementary

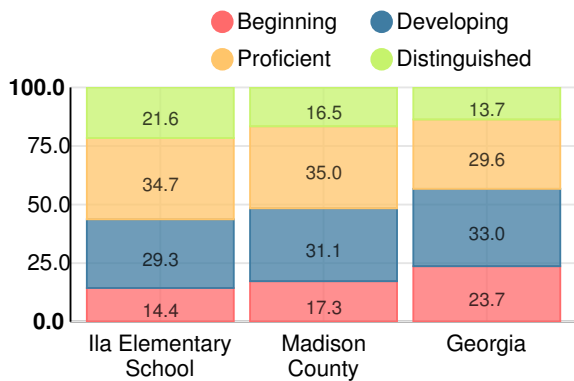
CCRPI Score

Ila Elementary School

Indicator	2019
Content Mastery	84.7
Progress	78.6
Closing Gaps	82.1
Readiness	85.0
CCRPI Score	82.2

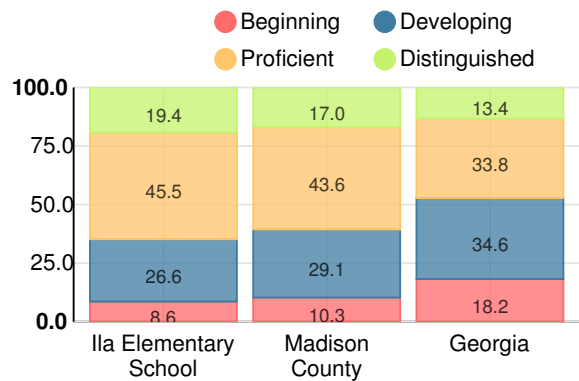
English

Percent of students scoring in each performance level on 2019 Georgia Milestones for elementary grades



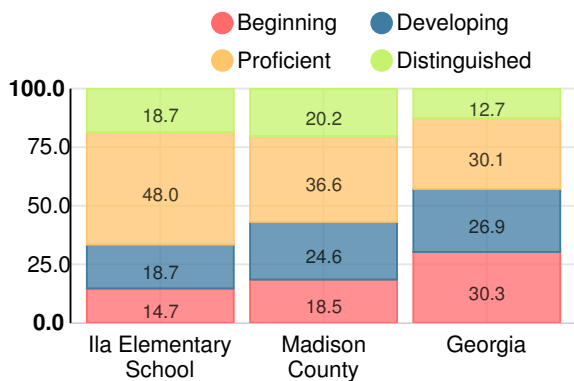
Mathematics

Percent of students scoring in each performance level on 2019 Georgia Milestones for elementary grades



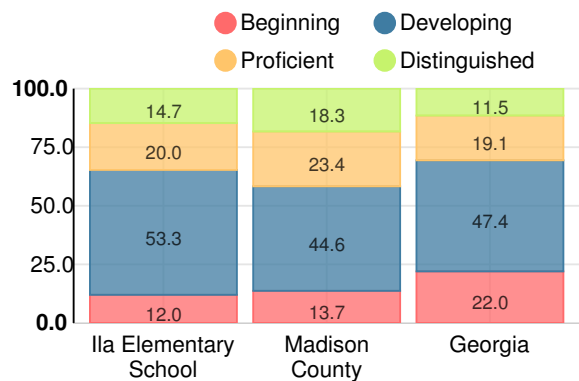
Science

Percent of students scoring in each performance level on 2019 Georgia Milestones for elementary grades



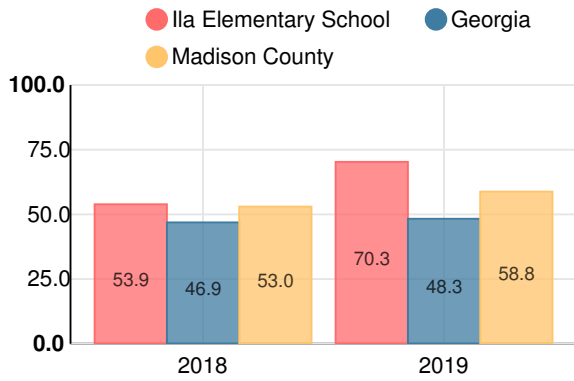
Social Studies

Percent of students scoring in each performance level on 2019 Georgia Milestones for elementary grades



**Reading at or above the Grade Level Target
(3rd Grade)**

Percent of students in grade 3 achieving Lexile measure equal to or greater than 670



**Reading at or above the Grade Level Target
(5th Grade)**

Percent of students in grade 5 achieving Lexile measure equal to or greater than 920

