



Spring Place Elementary School

 2795 Leonard Bridge Rd, Chatsworth, GA 30705

 (706)695-2525

 Grades: K-6

 Enrollment: 593 students

Note: For information on educator qualifications and other federal reporting requirements, [click here](#).

Discipline data are available in the [K-12 Student Discipline Dashboard](#).

Performance Snapshot

- Spring Place Elementary School's **overall performance is higher than 32% of schools in the state** and is similar to its district.
- Its elementary students' **academic growth is higher than 28% of elementary schools in the state** and higher than its district.
- Its middle school students' **academic growth is higher than 74% of middle schools in the state** and higher than its district.
- **35.4% of its 3rd grade students are reading at or above the grade level target.**

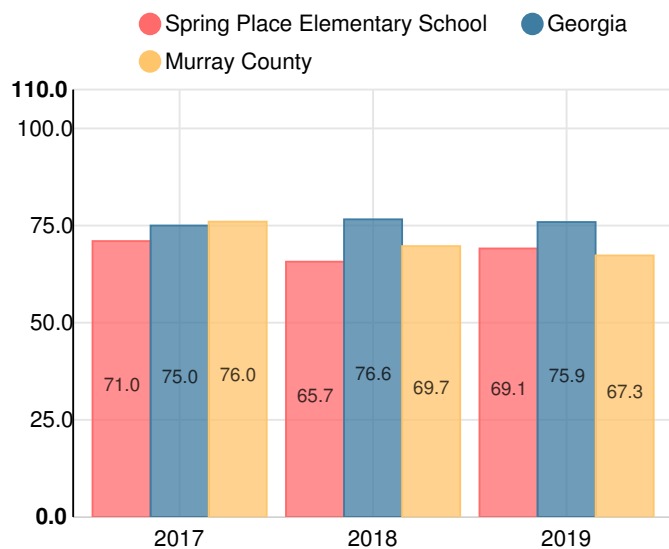
School Wide

D69.1

| Year | Spring Place Elementary School |
|------|--------------------------------|
| 2019 | D |
| 2018 | D |
| 2017 | C |
| 2016 | C |
| 2015 | D |

| Grade conversion | |
|------------------|-----------|
| A | 90 - 100 |
| B | 80 - 89.9 |
| C | 70 - 79.9 |
| D | 60 - 69.9 |
| F | 0 - 59.9 |

CCRPI Single Score



Student Mobility Rate

17.0%

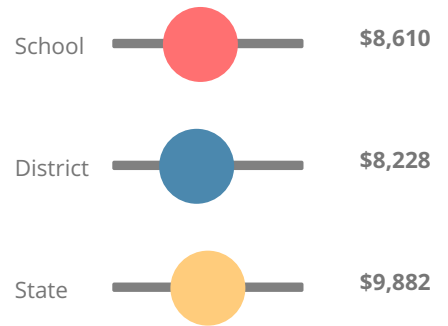
School Climate Star Rating



Financial Efficiency Star Rating



Per Pupil Expenditures



Race/Ethnicity

- Asian/Pacific Islander
- American Indian/Alaskan
- Black
- Hispanic
- Multi-racial
- White



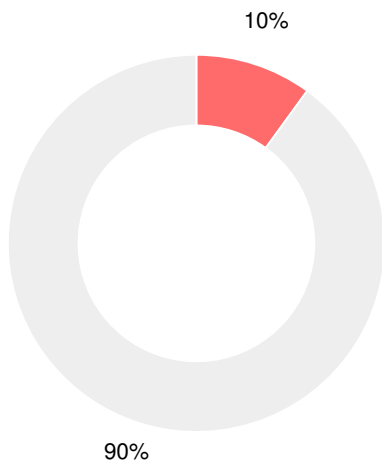
Economically Disadvantaged (ED)

- ED
- Not ED



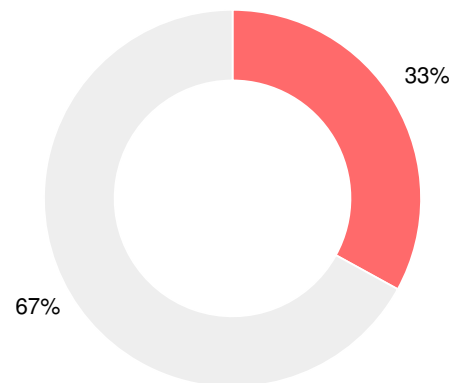
Students with Disability (SWD)

- SWD
- Not SWD



English Language Learners (ELL)

- ELL
- Not ELL



Elementary

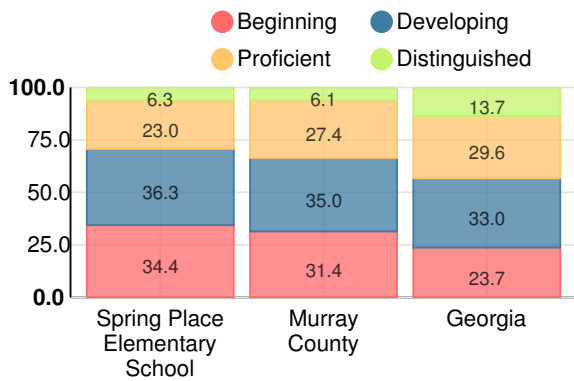
CCRPI Score

Spring Place Elementary School

| Indicator | 2019 |
|--------------------|-------------|
| Content Mastery | 56.1 |
| Progress | 76.7 |
| Closing Gaps | 77.3 |
| Readiness | 75.7 |
| CCRPI Score | 70.4 |

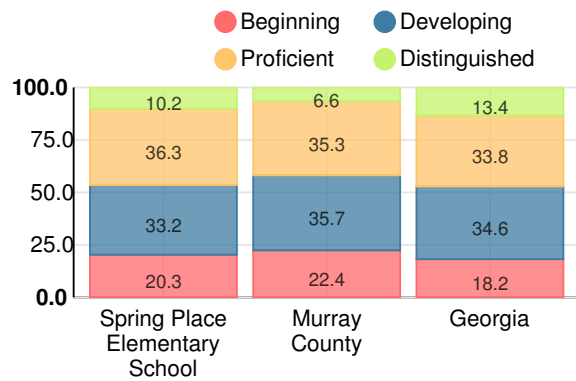
English

Percent of students scoring in each performance level on 2019 Georgia Milestones for elementary grades



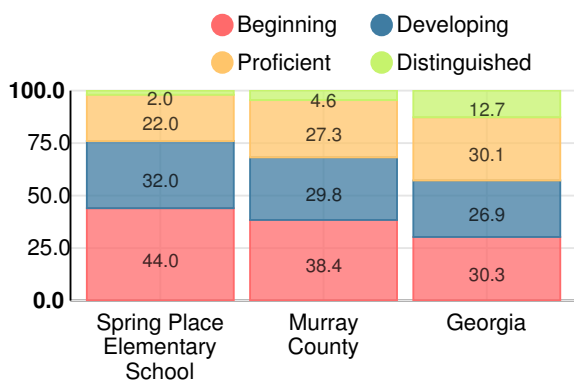
Mathematics

Percent of students scoring in each performance level on 2019 Georgia Milestones for elementary grades



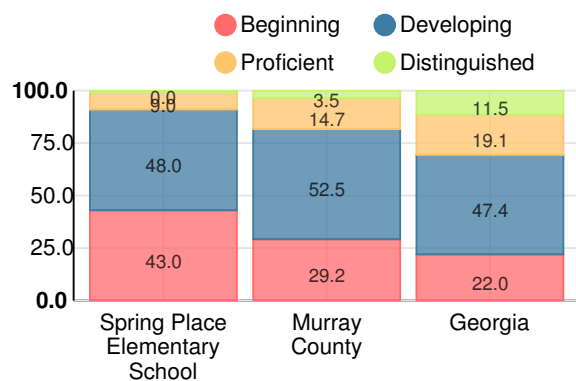
Science

Percent of students scoring in each performance level on 2019 Georgia Milestones for elementary grades



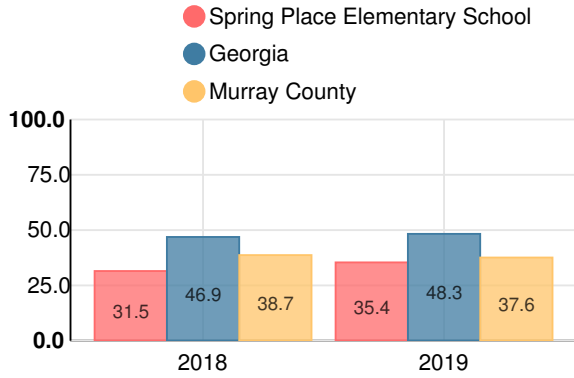
Social Studies

Percent of students scoring in each performance level on 2019 Georgia Milestones for elementary grades



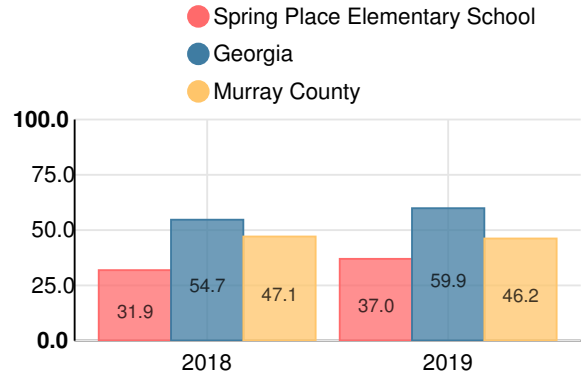
**Reading at or above the Grade Level Target
(3rd Grade)**

Percent of students in grade 3 achieving Lexile measure equal to or greater than 670



**Reading at or above the Grade Level Target
(5th Grade)**

Percent of students in grade 5 achieving Lexile measure equal to or greater than 920



Middle School

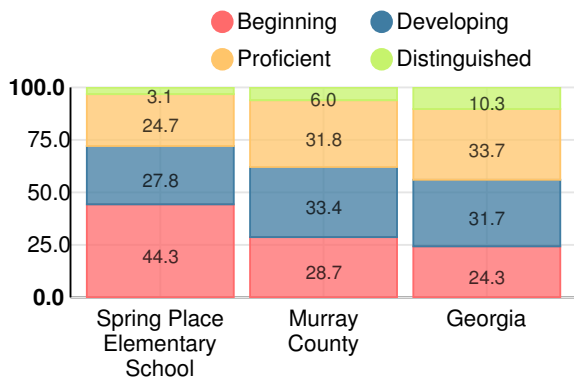
CCRPI Score

Spring Place Elementary School

| Indicator | 2019 |
|--------------------|-------------|
| Content Mastery | 56.7 |
| Progress | 88.4 |
| Closing Gaps | 0.0 |
| Readiness | 71.9 |
| CCRPI Score | 62.3 |

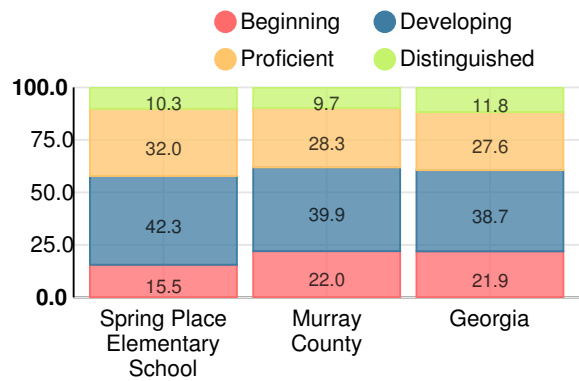
English

Percent of students scoring in each performance level on 2019 Georgia Milestones for middle school grades



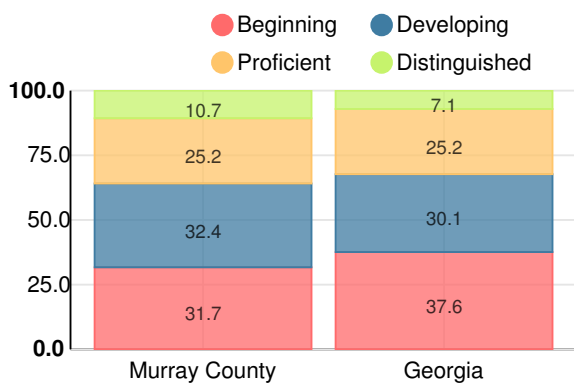
Mathematics

Percent of students scoring in each performance level on 2019 Georgia Milestones for middle school grades



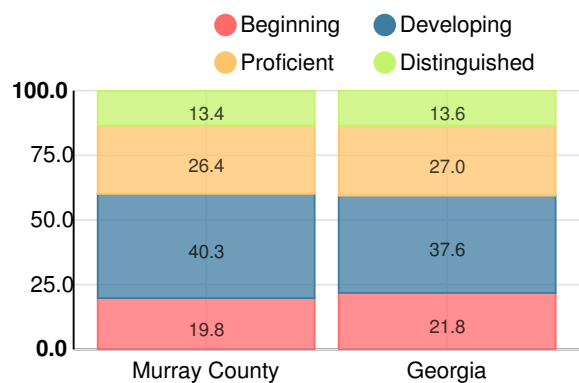
Science

Percent of students scoring in each performance level on 2019 Georgia Milestones for middle school grades



Social Studies

Percent of students scoring in each performance level on 2019 Georgia Milestones for middle school grades



Reading at or above the Grade Level Target (8th Grade)

Percent of students in grade 8 achieving Lexile measure greater than 1097

