




# Colham Ferry Elementary School

 191 Colham Ferry Rd, Watkinsville, GA 30677

 (706)769-5130

 Grades: K-5

 Enrollment: 574 students

Note: For information on educator qualifications and other federal reporting requirements, [click here](#).  
Discipline data are available in the [K-12 Student Discipline Dashboard](#).

## Performance Snapshot

- Colham Ferry Elementary School's **overall performance is higher than 91% of schools in the state** and is similar to its district.
- Its students' **academic growth is higher than 90% of schools in the state** and higher than its district.
- **69.2% of its 3rd grade students are reading at or above the grade level target**.

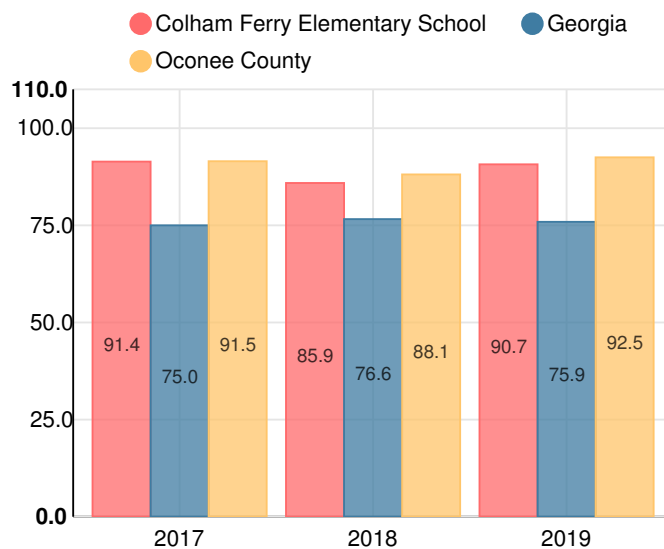
## School Wide

**A90.7**

Year	Colham Ferry Elementary School
2019	A
2018	B
2017	A
2016	B
2015	B

Grade conversion	
A	90 - 100
B	80 - 89.9
C	70 - 79.9
D	60 - 69.9
F	0 - 59.9

## CCRPI Single Score



Student Mobility Rate

8.4%

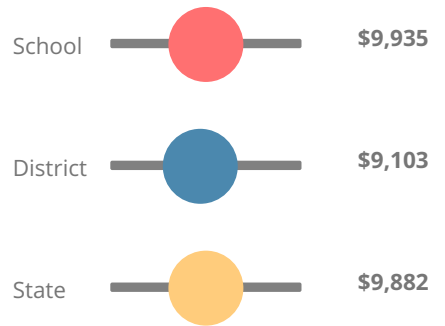
School Climate Star Rating



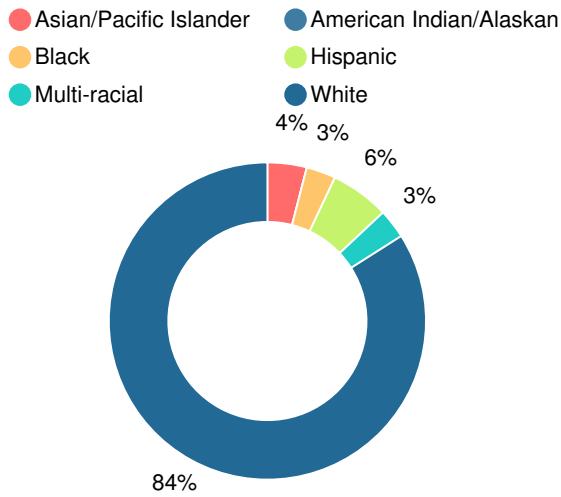
Financial Efficiency Star Rating



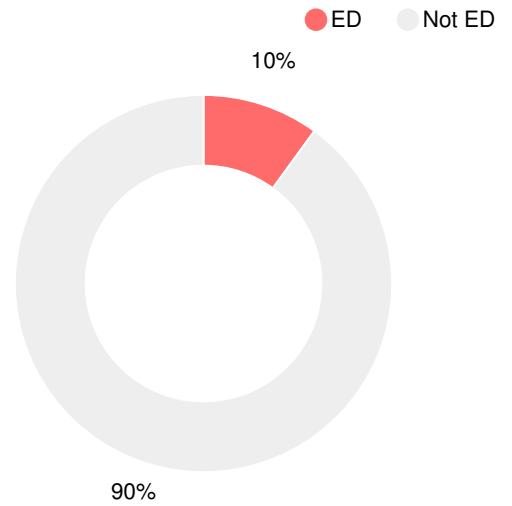
Per Pupil Expenditures



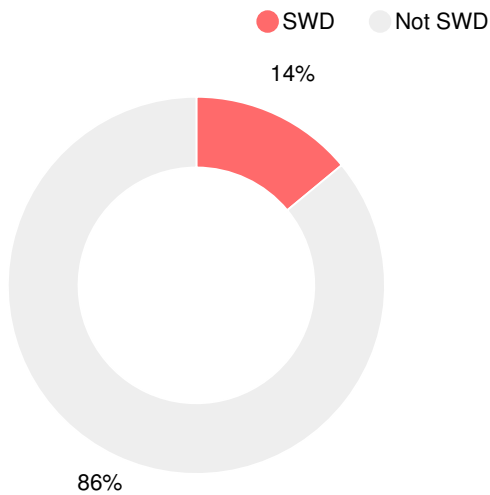
Race/Ethnicity



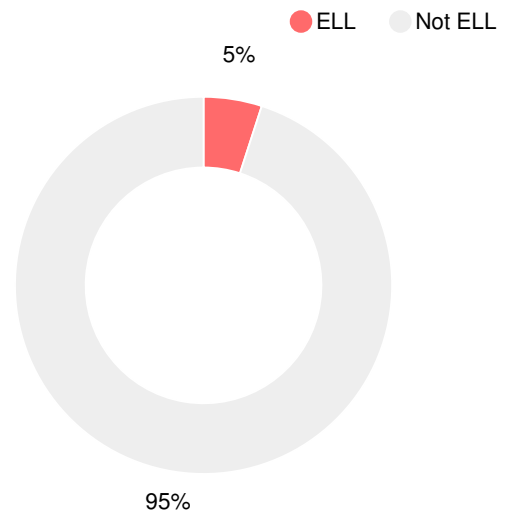
Economically Disadvantaged (ED)



Students with Disability (SWD)



English Language Learners (ELL)



# Elementary

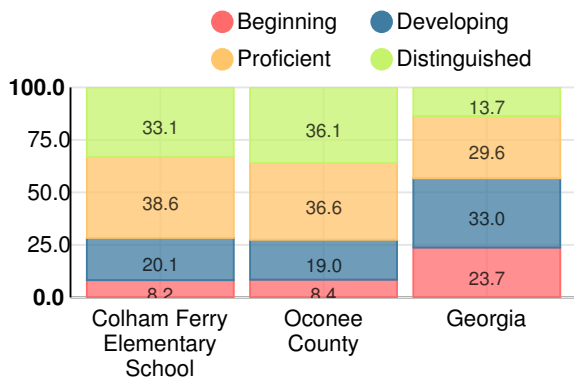
## CCRPI Score

### Colham Ferry Elementary School

Indicator	2019
Content Mastery	96.5
Progress	95.3
Closing Gaps	68.8
Readiness	90.2
<b>CCRPI Score</b>	<b>90.7</b>

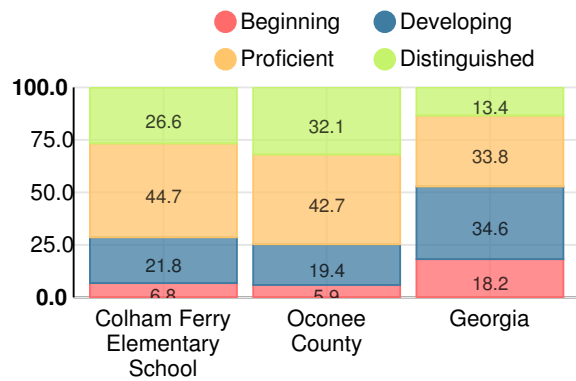
### English

Percent of students scoring in each performance level on 2019  
Georgia Milestones for elementary grades



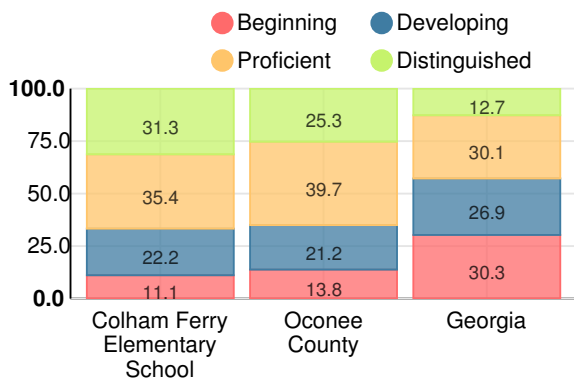
### Mathematics

Percent of students scoring in each performance level on 2019  
Georgia Milestones for elementary grades



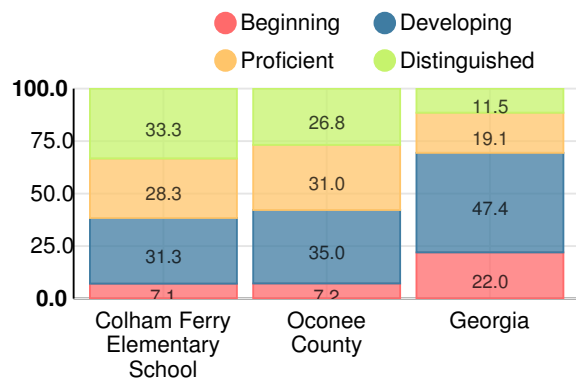
### Science

Percent of students scoring in each performance level on 2019  
Georgia Milestones for elementary grades



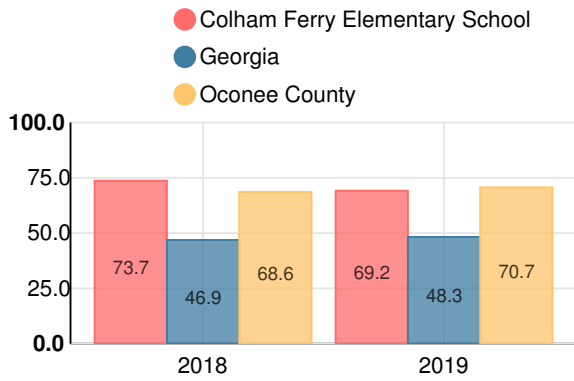
### Social Studies

Percent of students scoring in each performance level on 2019  
Georgia Milestones for elementary grades



**Reading at or above the Grade Level Target  
(3rd Grade)**

Percent of students in grade 3 achieving Lexile measure equal to or greater than 670



**Reading at or above the Grade Level Target  
(5th Grade)**

Percent of students in grade 5 achieving Lexile measure equal to or greater than 920

