




Byron Elementary School

 202 New Dunbar Rd, Byron, GA 31008

 (478)956-5020

 Grades: K-5

 Enrollment: 604 students

Note: For information on educator qualifications and other federal reporting requirements, [click here](#).
Discipline data are available in the [K-12 Student Discipline Dashboard](#).

Performance Snapshot

- Byron Elementary School's **overall performance is higher than 46% of schools in the state** and is higher than its district.
- Its students' **academic growth is higher than 37% of schools in the state** and higher than its district.
- **45.2% of its 3rd grade students are reading at or above the grade level target.**

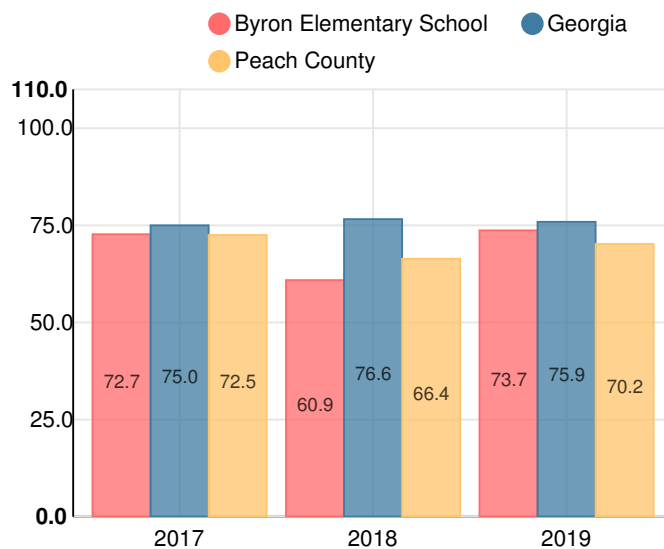
School Wide

C73.7

Year	Byron Elementary School
2019	C
2018	D
2017	C
2016	C
2015	D

Grade conversion	
A	90 - 100
B	80 - 89.9
C	70 - 79.9
D	60 - 69.9
F	0 - 59.9

CCRPI Single Score



Student Mobility Rate

14.4%

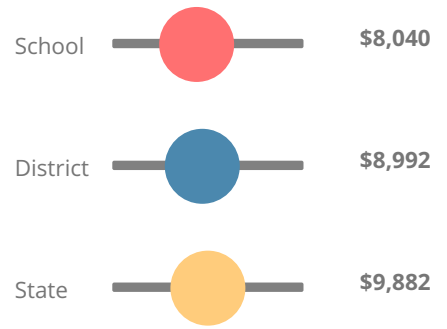
School Climate Star Rating



Financial Efficiency Star Rating

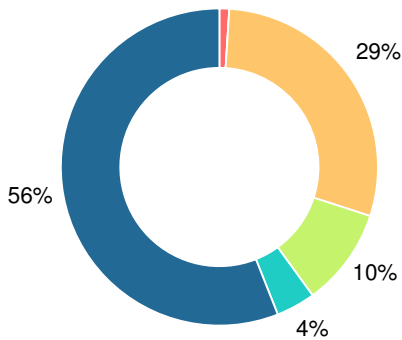


Per Pupil Expenditures



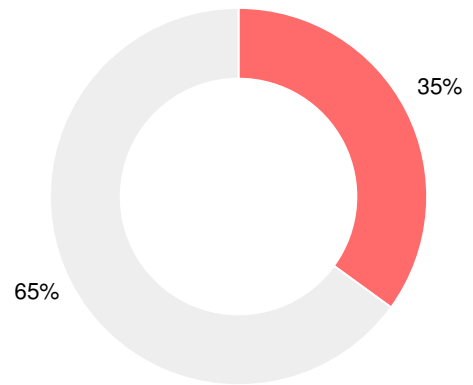
Race/Ethnicity

- Asian/Pacific Islander
- American Indian/Alaskan
- Black
- Hispanic
- Multi-racial
- White



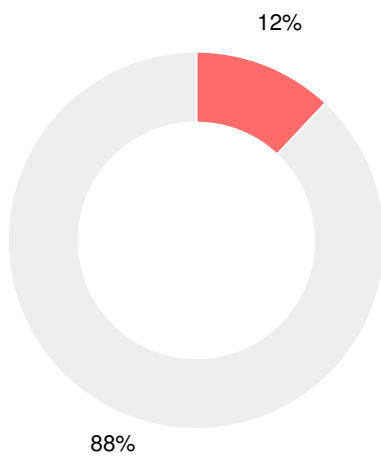
Economically Disadvantaged (ED)

- ED
- Not ED



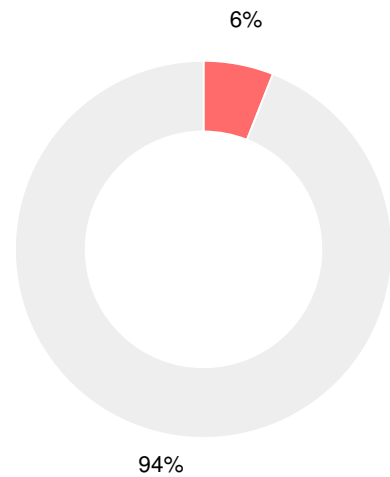
Students with Disability (SWD)

- SWD
- Not SWD



English Language Learners (ELL)

- ELL
- Not ELL



Elementary

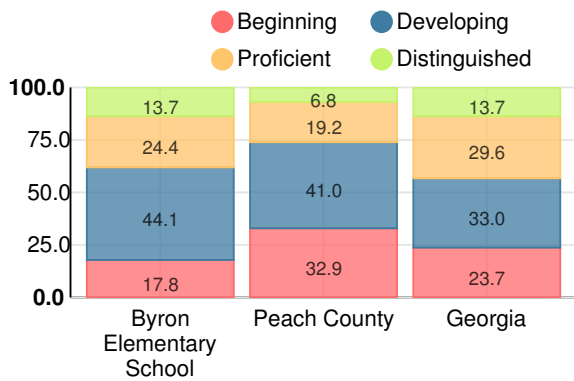
CCRPI Score

Byron Elementary School

Indicator	2019
Content Mastery	65.9
Progress	79.3
Closing Gaps	68.2
Readiness	79.5
CCRPI Score	73.7

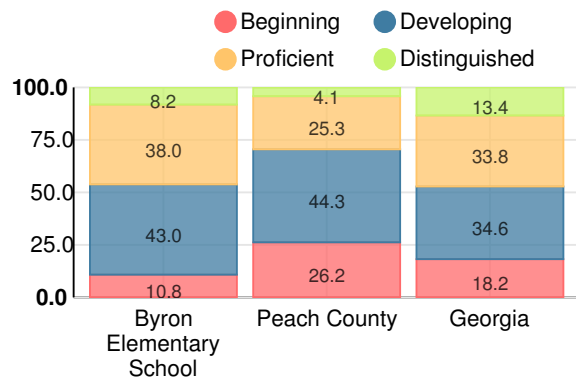
English

Percent of students scoring in each performance level on 2019 Georgia Milestones for elementary grades



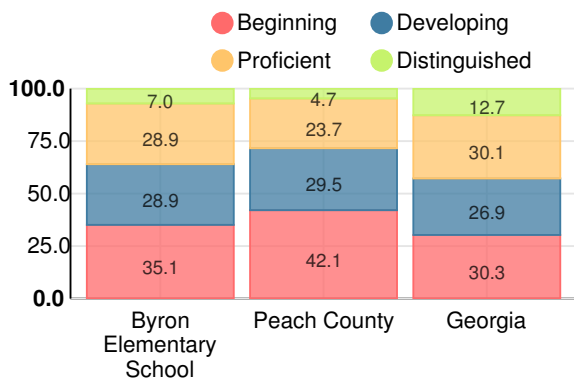
Mathematics

Percent of students scoring in each performance level on 2019 Georgia Milestones for elementary grades



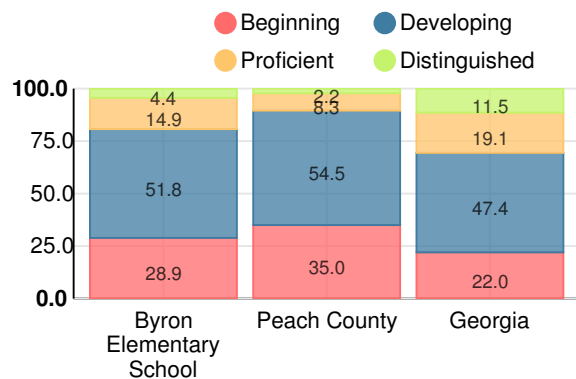
Science

Percent of students scoring in each performance level on 2019 Georgia Milestones for elementary grades



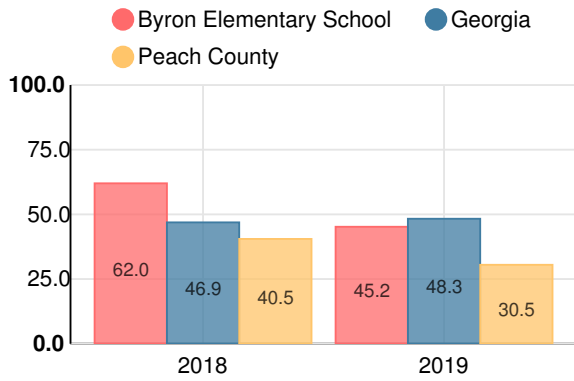
Social Studies

Percent of students scoring in each performance level on 2019 Georgia Milestones for elementary grades



**Reading at or above the Grade Level Target
(3rd Grade)**

Percent of students in grade 3 achieving Lexile measure equal to or greater than 670



**Reading at or above the Grade Level Target
(5th Grade)**

Percent of students in grade 5 achieving Lexile measure equal to or greater than 920

