


Memorial Drive Elementary School

 2580 Ambrose St, Waycross, GA 31503

 (912)287-2327

 Grades: K-5

 Enrollment: 369 students

Note: For information on educator qualifications and other federal reporting requirements, [click here](#).
Discipline data are available in the [K-12 Student Discipline Dashboard](#).

Performance Snapshot

- Memorial Drive Elementary School's **overall performance is higher than 60% of schools in the state** and is higher than its district.
- Its students' **academic growth is higher than 21% of schools in the state** and lower than its district.
- **49.1% of its 3rd grade students are reading at or above the grade level target.**
- Memorial Drive Elementary School is **Beating the Odds**, meaning that it performs better than similar schools.

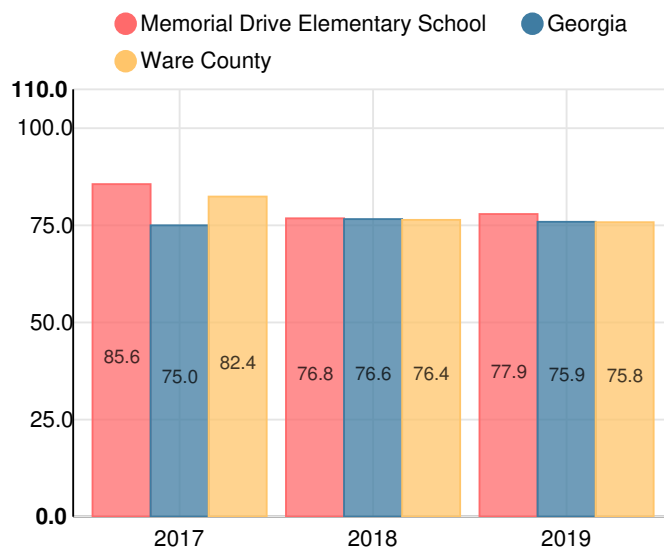
School Wide

C77.9

Year	Memorial Drive Elementary School
2019	C
2018	C
2017	B
2016	B
2015	A

Grade conversion	
A	90 - 100
B	80 - 89.9
C	70 - 79.9
D	60 - 69.9
F	0 - 59.9

CCRPI Single Score



Student Mobility Rate

26.9%

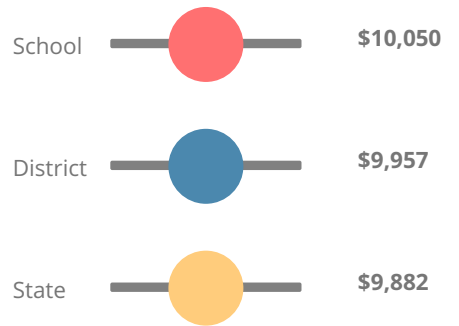
School Climate Star Rating



Financial Efficiency Star Rating

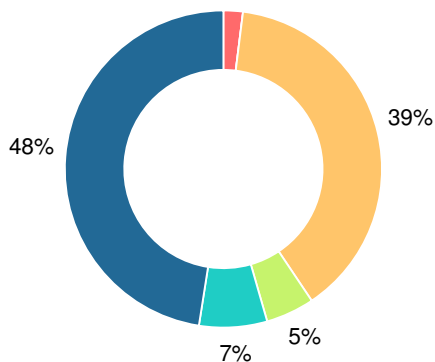


Per Pupil Expenditures



Race/Ethnicity

- Asian/Pacific Islander
- American Indian/Alaskan
- Black
- Hispanic
- Multi-racial
- White



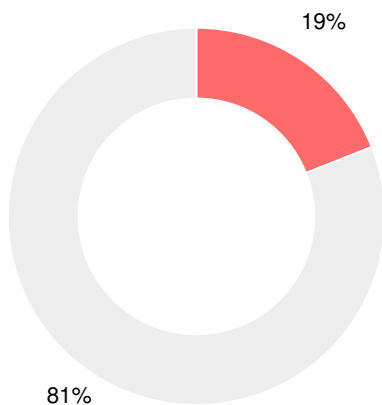
Economically Disadvantaged (ED)

- ED
- Not ED



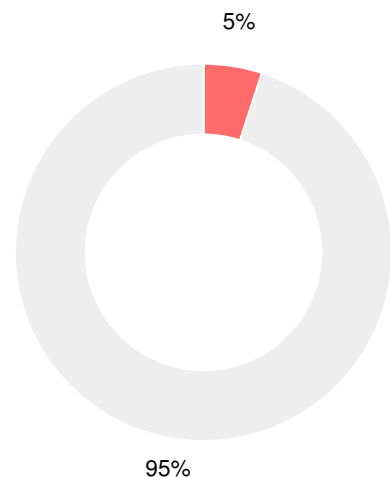
Students with Disability (SWD)

- SWD
- Not SWD



English Language Learners (ELL)

- ELL
- Not ELL



Elementary

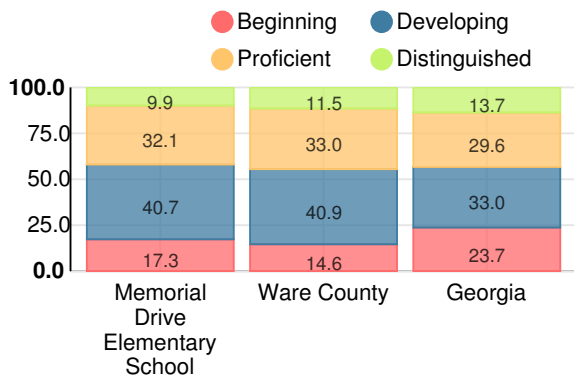
CCRPI Score

Memorial Drive Elementary School

Indicator	2019
Content Mastery	73.0
Progress	74.2
Closing Gaps	91.7
Readiness	81.5
CCRPI Score	77.9

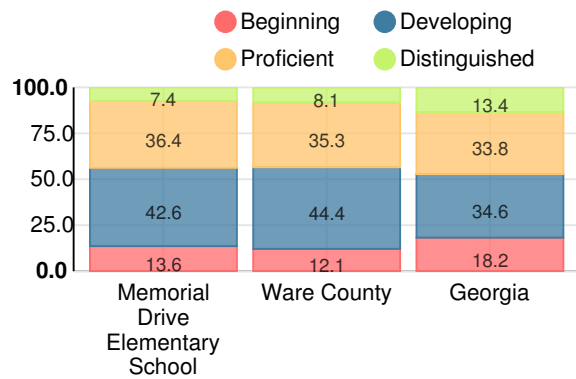
English

Percent of students scoring in each performance level on 2019 Georgia Milestones for elementary grades



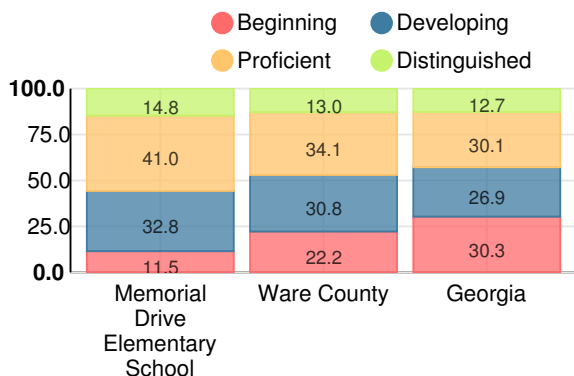
Mathematics

Percent of students scoring in each performance level on 2019 Georgia Milestones for elementary grades



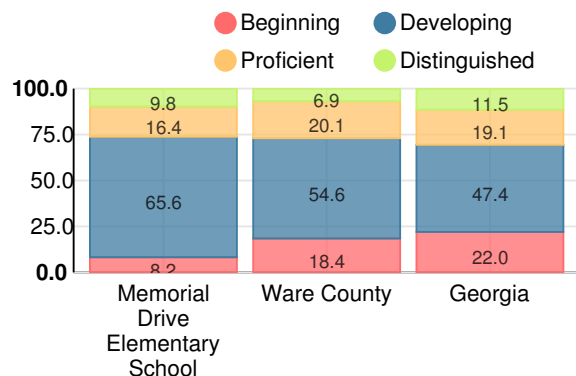
Science

Percent of students scoring in each performance level on 2019 Georgia Milestones for elementary grades



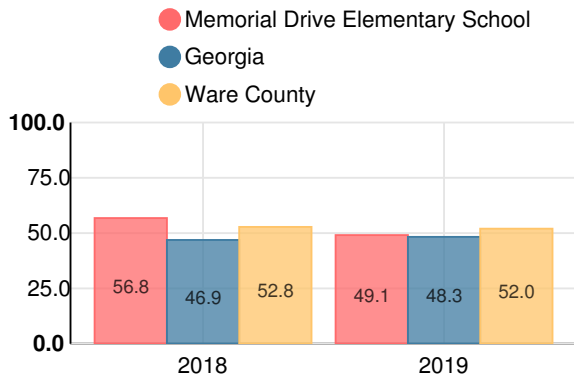
Social Studies

Percent of students scoring in each performance level on 2019 Georgia Milestones for elementary grades



**Reading at or above the Grade Level Target
(3rd Grade)**

Percent of students in grade 3 achieving Lexile measure equal to or greater than 670



**Reading at or above the Grade Level Target
(5th Grade)**

Percent of students in grade 5 achieving Lexile measure equal to or greater than 920

