




Cohutta Elementary School

 254 Wolfe St, Cohutta, GA 30710

 (706)694-8812

 Grades: K-5

 Enrollment: 273 students

Note: For information on educator qualifications and other federal reporting requirements, [click here](#).
Discipline data are available in the [K-12 Student Discipline Dashboard](#).

Performance Snapshot

- Cohutta Elementary School's **overall performance is higher than 81% of schools in the state** and is higher than its district.
- Its students' **academic growth is higher than 43% of schools in the state** and lower than its district.
- 81.3% of its 3rd grade students are reading at or above the grade level target.**
- Cohutta Elementary School is **Beating the Odds**, meaning that it performs better than similar schools.

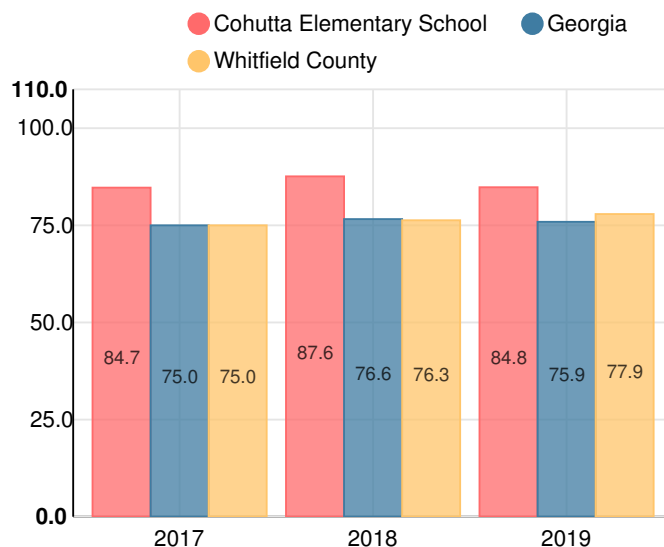
School Wide

B84.8

Year	Cohutta Elementary School
2019	B
2018	B
2017	B
2016	B
2015	C

Grade conversion	
A	90 - 100
B	80 - 89.9
C	70 - 79.9
D	60 - 69.9
F	0 - 59.9

CCRPI Single Score



Student Mobility Rate

15.0%

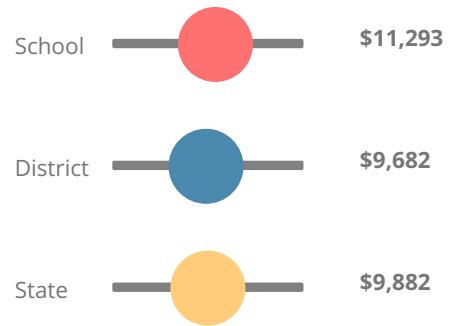
School Climate Star Rating



Financial Efficiency Star Rating

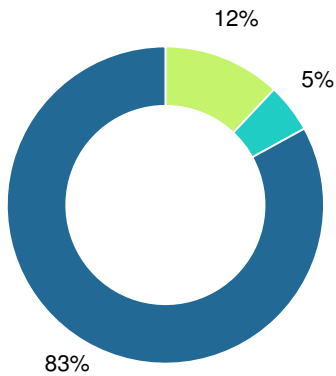


Per Pupil Expenditures



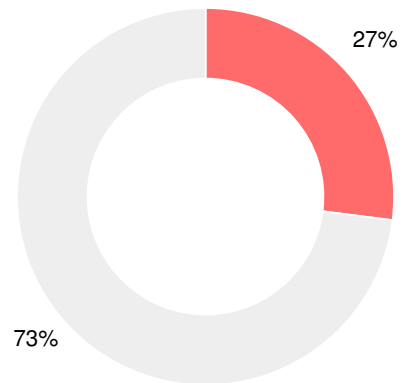
Race/Ethnicity

- Asian/Pacific Islander
- American Indian/Alaskan
- Black
- Hispanic
- Multi-racial
- White



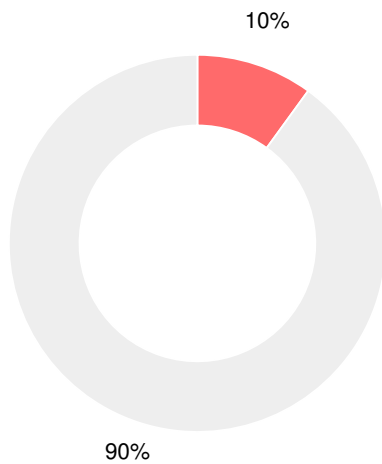
Economically Disadvantaged (ED)

- ED
- Not ED



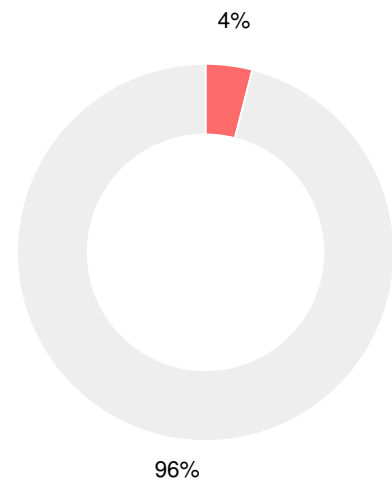
Students with Disability (SWD)

- SWD
- Not SWD



English Language Learners (ELL)

- ELL
- Not ELL



Elementary

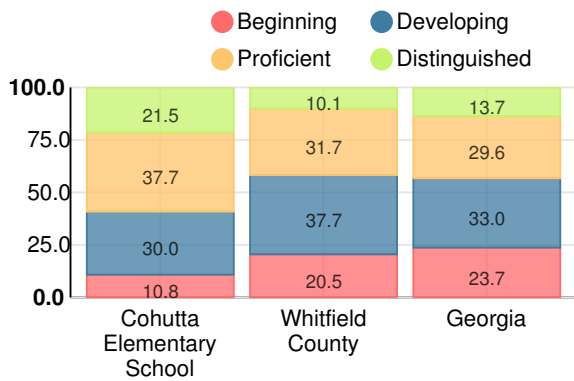
CCRPI Score

Cohutta Elementary School

Indicator	2019
Content Mastery	84.9
Progress	81.1
Closing Gaps	90.6
Readiness	87.0
CCRPI Score	84.8

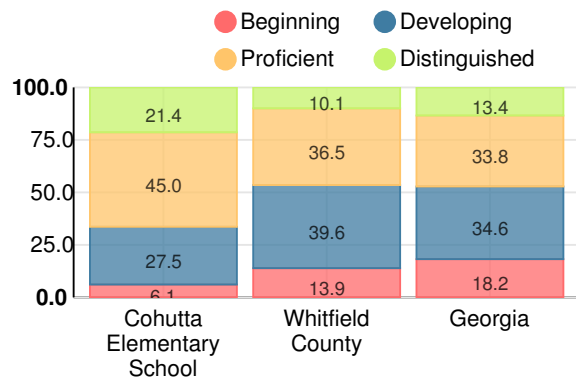
English

Percent of students scoring in each performance level on 2019 Georgia Milestones for elementary grades



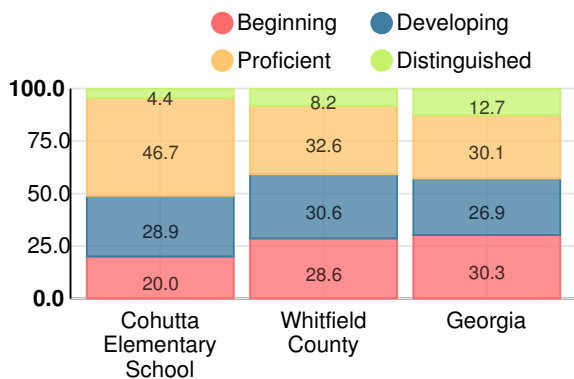
Mathematics

Percent of students scoring in each performance level on 2019 Georgia Milestones for elementary grades



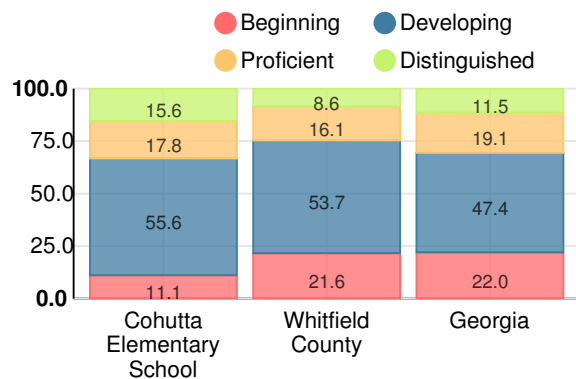
Science

Percent of students scoring in each performance level on 2019 Georgia Milestones for elementary grades



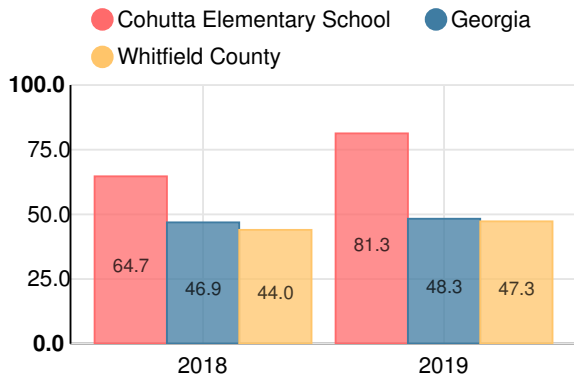
Social Studies

Percent of students scoring in each performance level on 2019 Georgia Milestones for elementary grades



**Reading at or above the Grade Level Target
(3rd Grade)**

Percent of students in grade 3 achieving Lexile measure equal to or greater than 670



**Reading at or above the Grade Level Target
(5th Grade)**

Percent of students in grade 5 achieving Lexile measure equal to or greater than 920

