



Garden Hills Elementary School

 285 Sheridan Dr NE, Atlanta, GA 30305

 (404)802-7800

 Grades: K-5

 Enrollment: 504 students

Note: For information on educator qualifications and other federal reporting requirements, [click here](#).
Discipline data are available in the [K-12 Student Discipline Dashboard](#).

Performance Snapshot

- Garden Hills Elementary School's **overall performance is higher than 75% of schools in the state** and is higher than its district.
- Its students' **academic growth is higher than 53% of schools in the state** and lower than its district.
- **53.7% of its 3rd grade students are reading at or above the grade level target.**
- Garden Hills Elementary School is **Beating the Odds**, meaning that it performs better than similar schools.

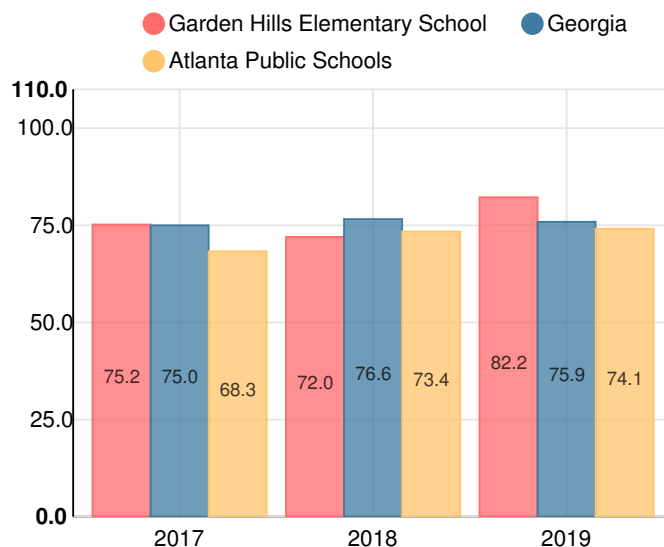
School Wide

B82.2

Year	Garden Hills Elementary School
2019	B
2018	C
2017	C
2016	B
2015	C

Grade conversion	
A	90 - 100
B	80 - 89.9
C	70 - 79.9
D	60 - 69.9
F	0 - 59.9

CCRPI Single Score



Student Mobility Rate

22.3%

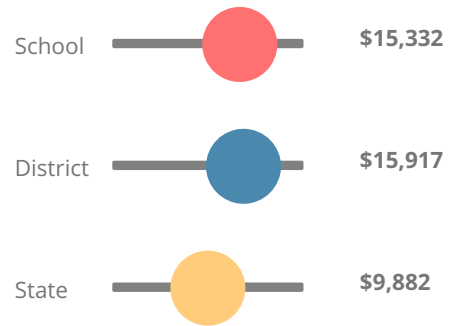
School Climate Star Rating



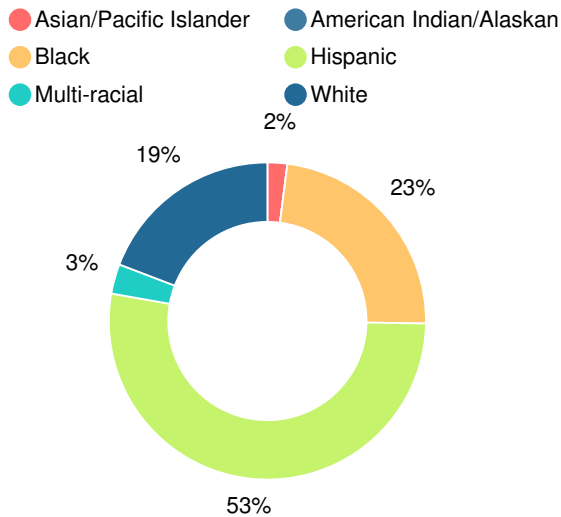
Financial Efficiency Star Rating



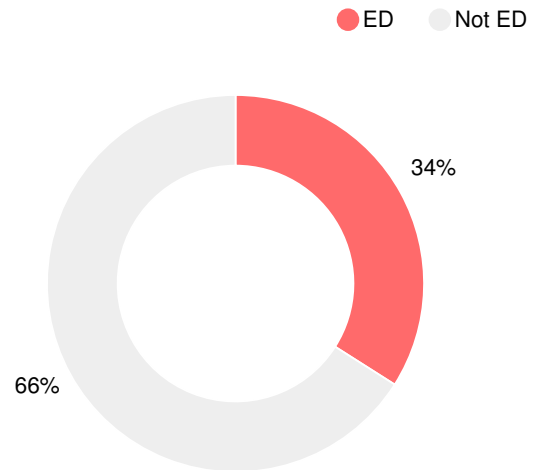
Per Pupil Expenditures



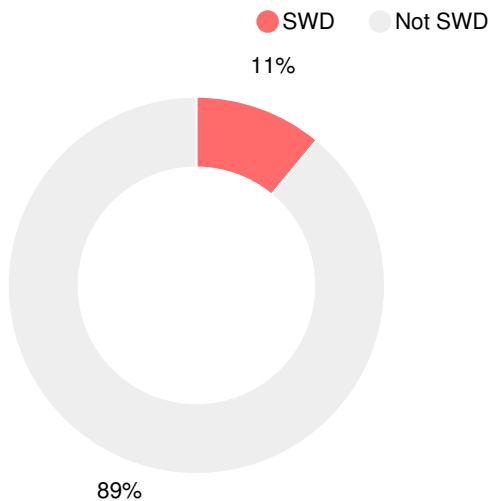
Race/Ethnicity



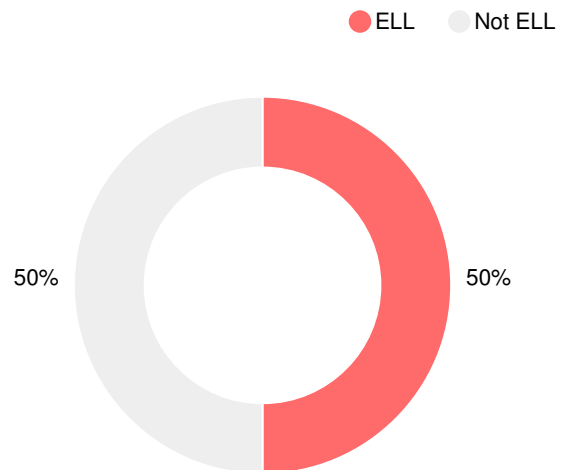
Economically Disadvantaged (ED)



Students with Disability (SWD)



English Language Learners (ELL)



Elementary

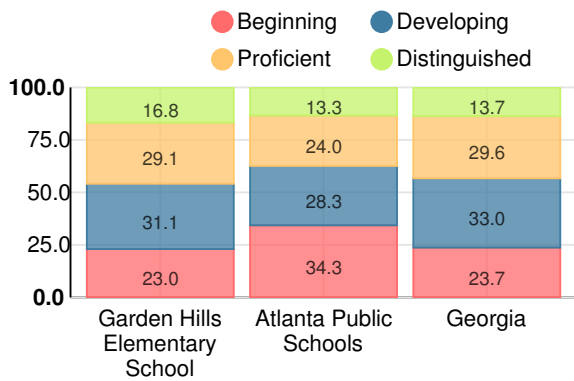
CCRPI Score

Garden Hills Elementary School

Indicator	2019
Content Mastery	70.4
Progress	83.8
Closing Gaps	100.0
Readiness	83.8
CCRPI Score	82.2

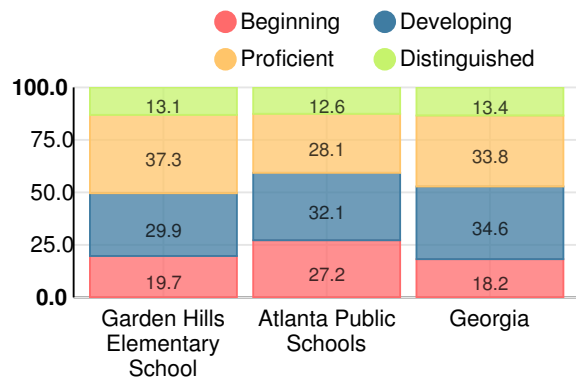
English

Percent of students scoring in each performance level on 2019
Georgia Milestones for elementary grades



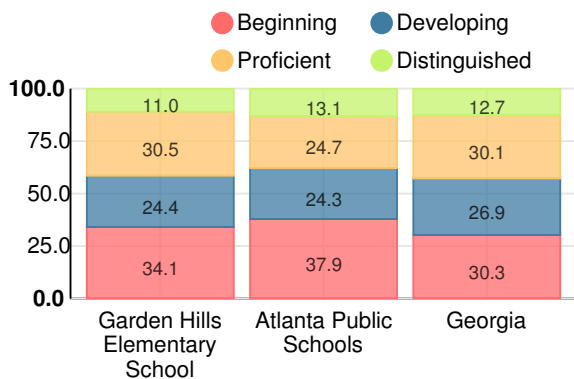
Mathematics

Percent of students scoring in each performance level on 2019
Georgia Milestones for elementary grades



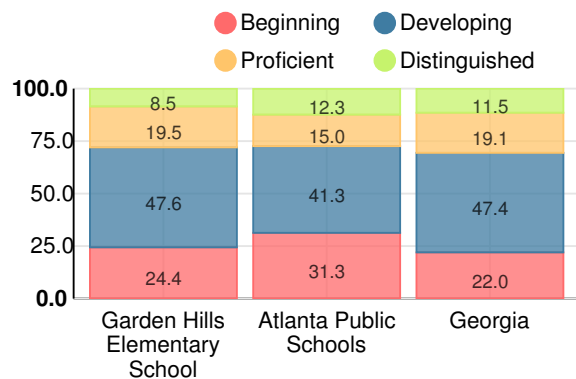
Science

Percent of students scoring in each performance level on 2019
Georgia Milestones for elementary grades



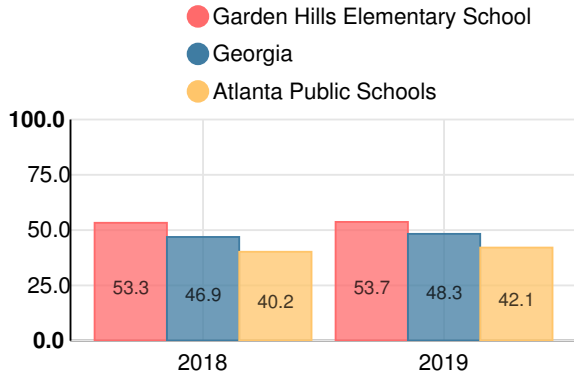
Social Studies

Percent of students scoring in each performance level on 2019
Georgia Milestones for elementary grades



**Reading at or above the Grade Level Target
(3rd Grade)**

Percent of students in grade 3 achieving Lexile measure equal to or greater than 670



**Reading at or above the Grade Level Target
(5th Grade)**

Percent of students in grade 5 achieving Lexile measure equal to or greater than 920

