





# Thomasville Heights Elementary School

 1820 Henry Thomas Dr SE, Atlanta, GA 30315

 (404)802-5750

 Grades: K-5

 Enrollment: 417 students

Note: For information on educator qualifications and other federal reporting requirements, [click here](#).  
Discipline data are available in the [K-12 Student Discipline Dashboard](#).

## Performance Snapshot

- Thomasville Heights Elementary School's **overall performance is higher than 9% of schools in the state** and is lower than its district.
- Its students' **academic growth is higher than 10% of schools in the state** and lower than its district.
- **11.3% of its 3rd grade students are reading at or above the grade level target**.

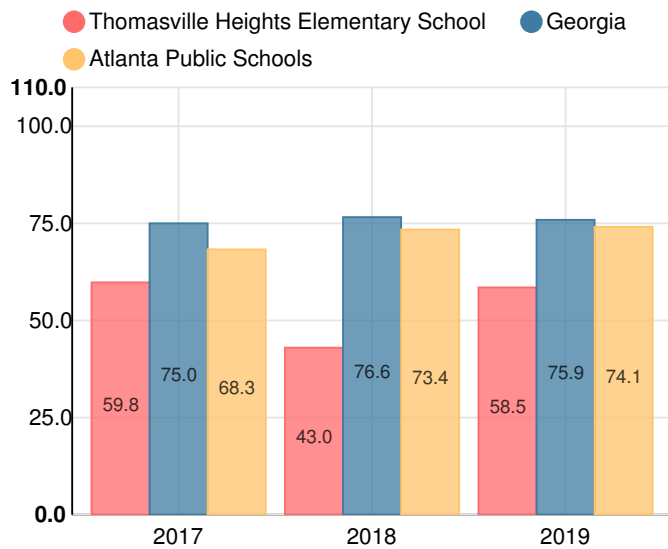
## School Wide

**F58.5**

Year	Thomasville Heights Elementary School
2019	F
2018	F
2017	F
2016	F
2015	F

Grade conversion	
A	90 - 100
B	80 - 89.9
C	70 - 79.9
D	60 - 69.9
F	0 - 59.9

## CCRPI Single Score



Student Mobility Rate

26.2%

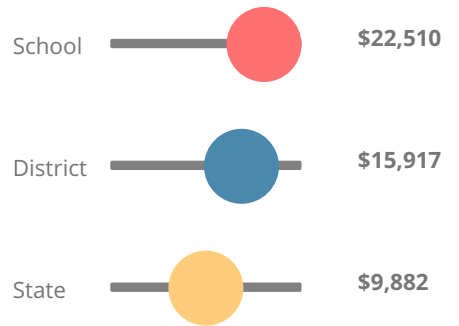
School Climate Star Rating



Financial Efficiency Star Rating

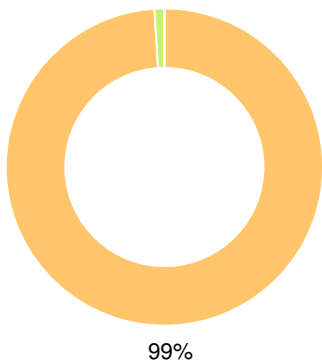


Per Pupil Expenditures

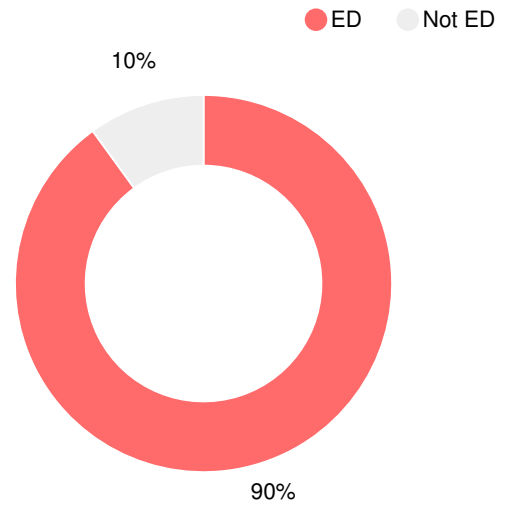


Race/Ethnicity

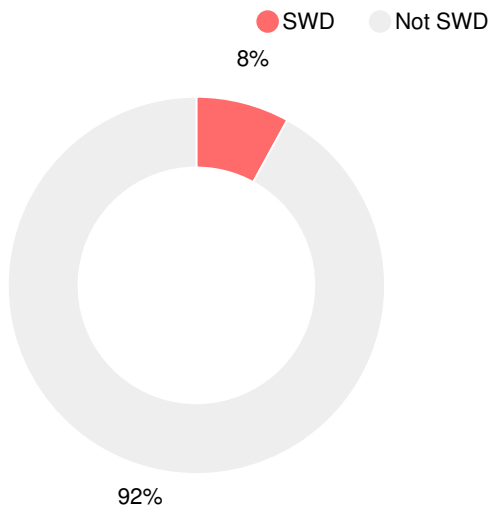
- Asian/Pacific Islander
- American Indian/Alaskan
- Black
- Hispanic
- Multi-racial
- White



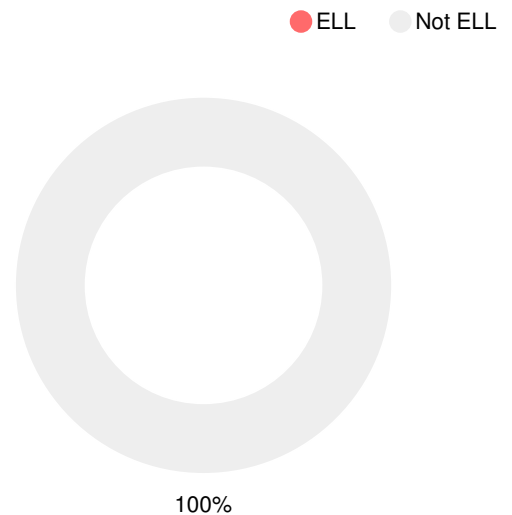
Economically Disadvantaged (ED)



Students with Disability (SWD)



English Language Learners (ELL)



# Elementary

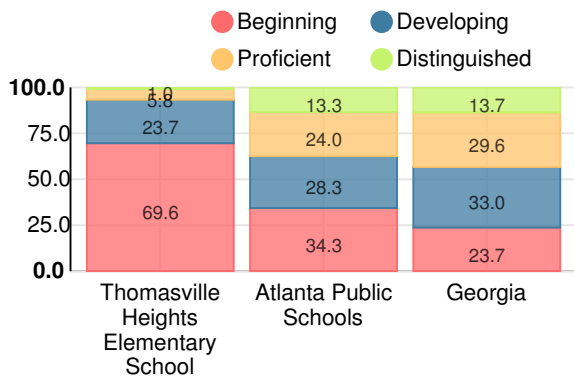
## CCRPI Score

### Thomasville Heights Elementary School

Indicator	2019
Content Mastery	25.6
Progress	68.0
Closing Gaps	100.0
Readiness	60.3
<b>CCRPI Score</b>	<b>58.5</b>

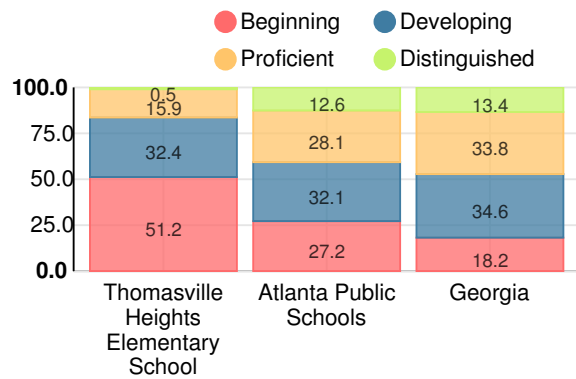
### English

Percent of students scoring in each performance level on 2019 Georgia Milestones for elementary grades



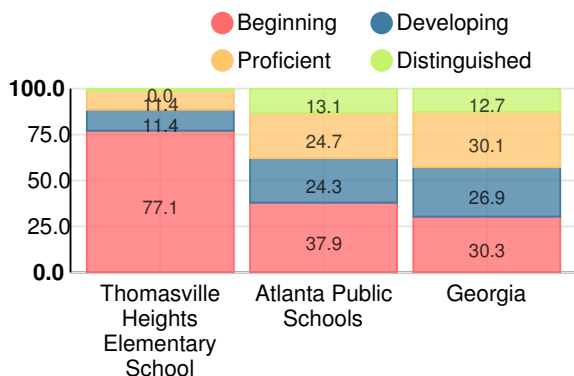
### Mathematics

Percent of students scoring in each performance level on 2019 Georgia Milestones for elementary grades



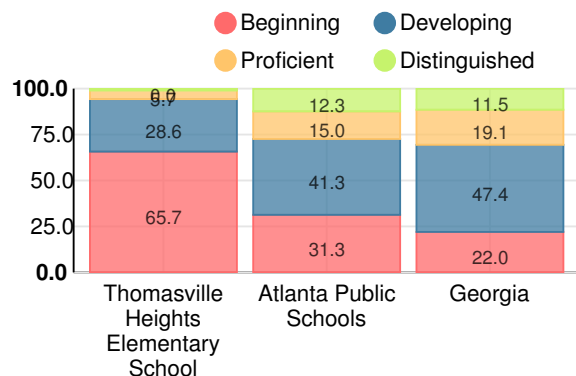
### Science

Percent of students scoring in each performance level on 2019 Georgia Milestones for elementary grades



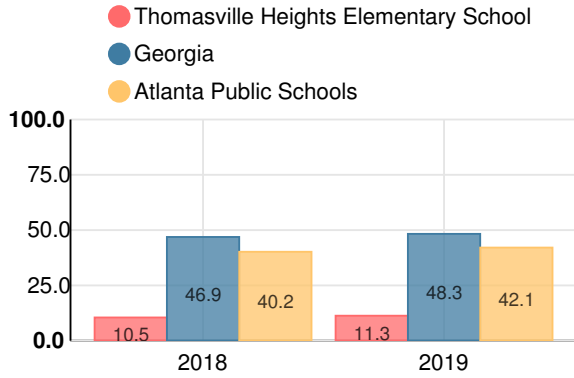
### Social Studies

Percent of students scoring in each performance level on 2019 Georgia Milestones for elementary grades



**Reading at or above the Grade Level Target  
(3rd Grade)**

Percent of students in grade 3 achieving Lexile measure equal to or greater than 670



**Reading at or above the Grade Level Target  
(5th Grade)**

Percent of students in grade 5 achieving Lexile measure equal to or greater than 920

