

Pataula Charter Academy

 18637 Hartford St, Edison, GA 39846

 (229)835-3322

 Grades: K-12

 Enrollment: 594 students

Note: For information on educator qualifications and other federal reporting requirements, [click here](#).

Discipline data are available in the [K-12 Student Discipline Dashboard](#).

Performance Snapshot

- Pataula Charter Academy's **overall performance is higher than 37% of schools in the state.**
- Its elementary students' **academic growth is higher than 10% of elementary schools in the state.**
- Its middle school students' **academic growth is higher than 27% of middle schools in the state.**
- Its high school students' **academic growth is higher than 79% of high schools in the state.**
- **25.6% of its 3rd grade students are reading at or above the grade level target.**
- **82.2% of its 8th grade students are reading at or above the grade level target.**
- **Its four-year graduation rate is 95.3%**, which is higher than 87% of high schools.
- **54.8% of graduates are college and career ready.**

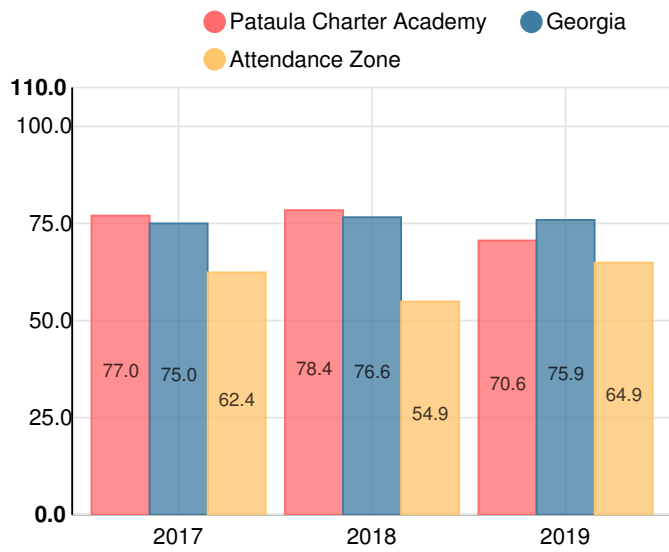
School Wide

C70.6

| Year | Pataula Charter Academy |
|------|-------------------------|
| 2019 | C |
| 2018 | C |
| 2017 | C |
| 2016 | C |
| 2015 | C |

| Grade conversion | |
|------------------|-----------|
| A | 90 - 100 |
| B | 80 - 89.9 |
| C | 70 - 79.9 |
| D | 60 - 69.9 |
| F | 0 - 59.9 |

CCRPI Single Score



Student Mobility Rate

6.7%

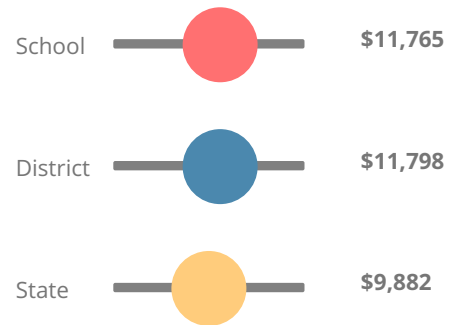
School Climate Star Rating



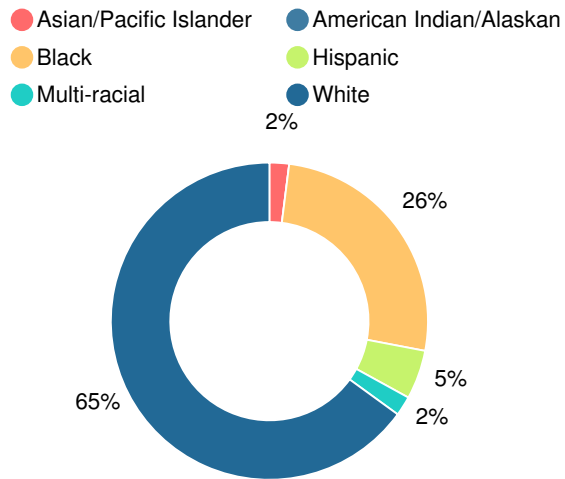
Financial Efficiency Star Rating



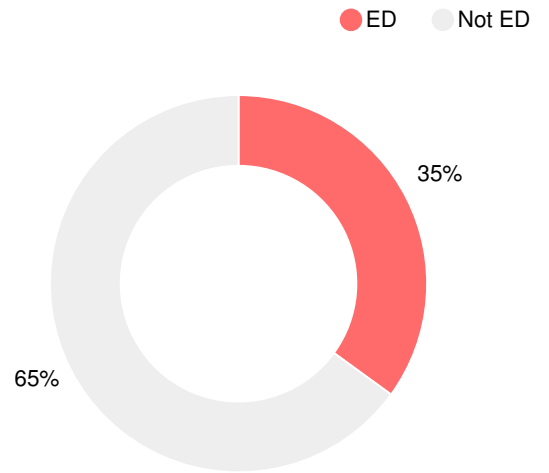
Per Pupil Expenditures



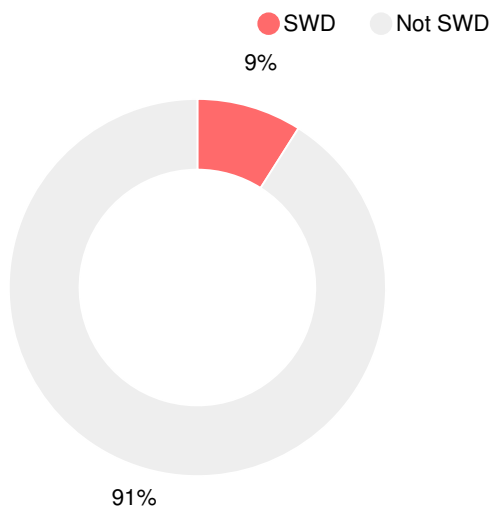
Race/Ethnicity



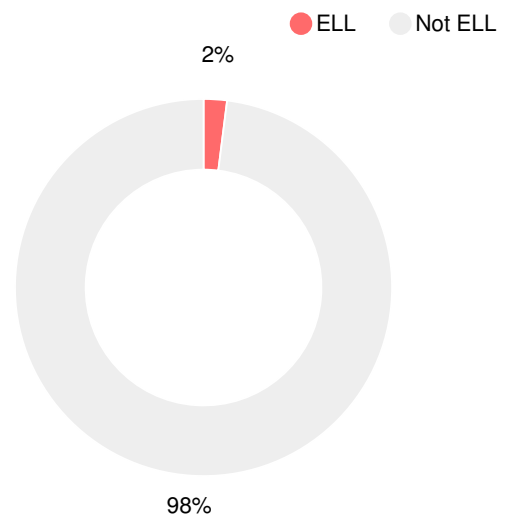
Economically Disadvantaged (ED)



Students with Disability (SWD)



English Language Learners (ELL)



Elementary

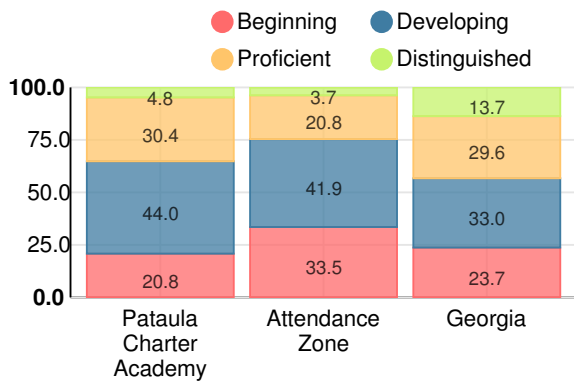
CCRPI Score

Pataula Charter Academy

| Indicator | 2019 |
|--------------------|-------------|
| Content Mastery | 63.7 |
| Progress | 68.4 |
| Closing Gaps | 53.6 |
| Readiness | 78.1 |
| CCRPI Score | 66.7 |

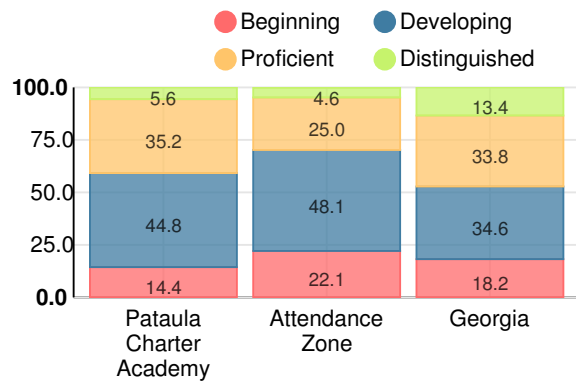
English

Percent of students scoring in each performance level on 2019 Georgia Milestones for elementary grades



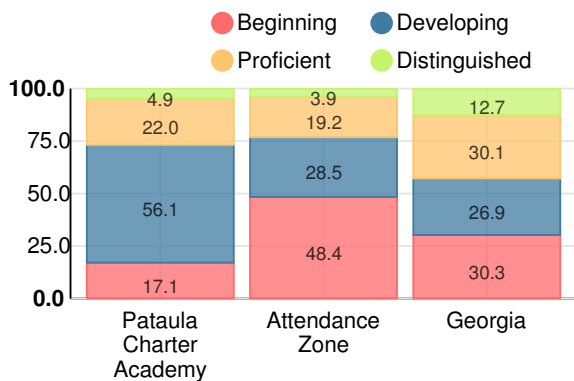
Mathematics

Percent of students scoring in each performance level on 2019 Georgia Milestones for elementary grades



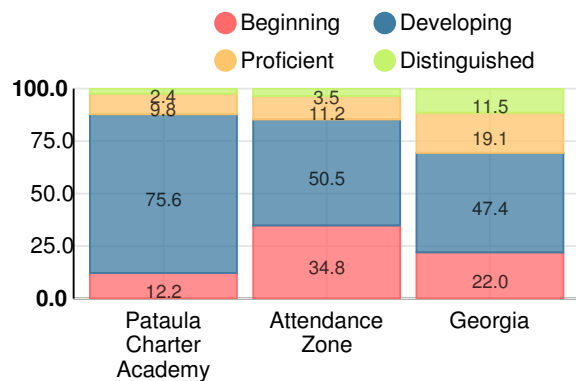
Science

Percent of students scoring in each performance level on 2019 Georgia Milestones for elementary grades



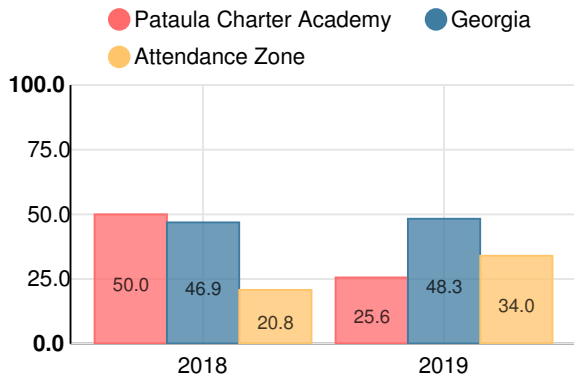
Social Studies

Percent of students scoring in each performance level on 2019 Georgia Milestones for elementary grades



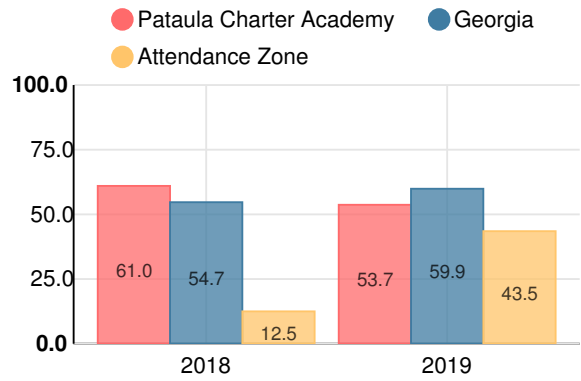
**Reading at or above the Grade Level Target
(3rd Grade)**

Percent of students in grade 3 achieving Lexile measure equal to or greater than 670



**Reading at or above the Grade Level Target
(5th Grade)**

Percent of students in grade 5 achieving Lexile measure equal to or greater than 920



Middle School

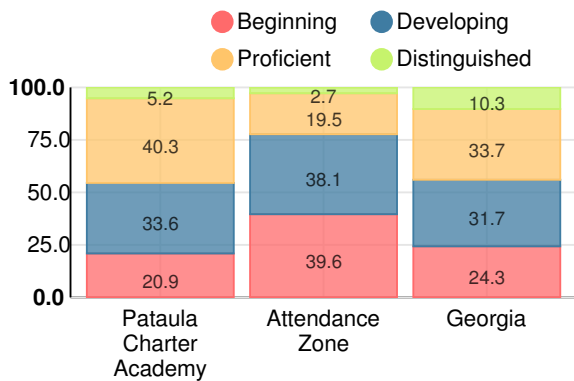
CCRPI Score

Pataula Charter Academy

| Indicator | 2019 |
|--------------------|-------------|
| Content Mastery | 63.3 |
| Progress | 75.0 |
| Closing Gaps | 64.3 |
| Readiness | 83.9 |
| CCRPI Score | 71.7 |

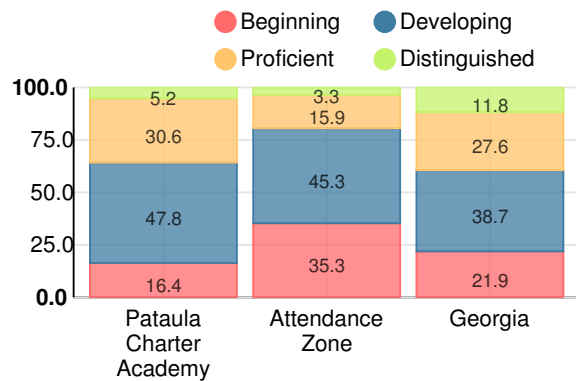
English

Percent of students scoring in each performance level on 2019 Georgia Milestones for middle school grades



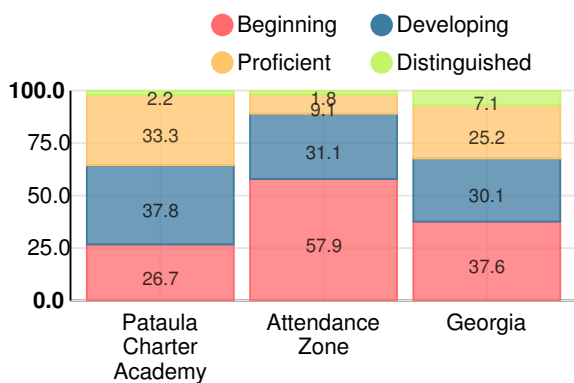
Mathematics

Percent of students scoring in each performance level on 2019 Georgia Milestones for middle school grades



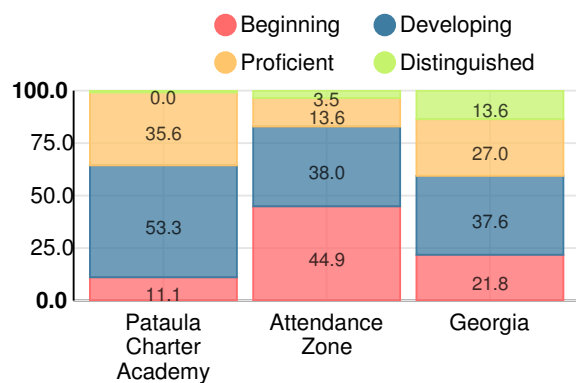
Science

Percent of students scoring in each performance level on 2019 Georgia Milestones for middle school grades



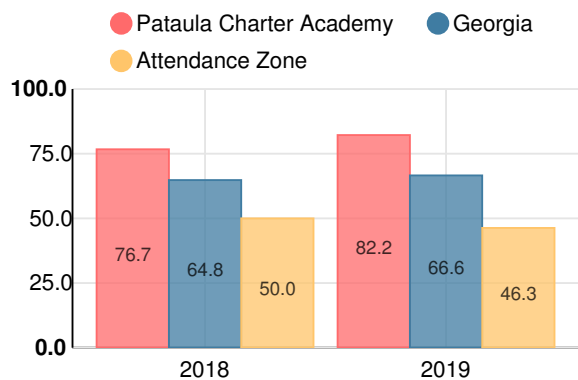
Social Studies

Percent of students scoring in each performance level on 2019 Georgia Milestones for middle school grades



Reading at or above the Grade Level Target (8th Grade)

Percent of students in grade 8 achieving Lexile measure greater than 1097



High School

CCRPI Score

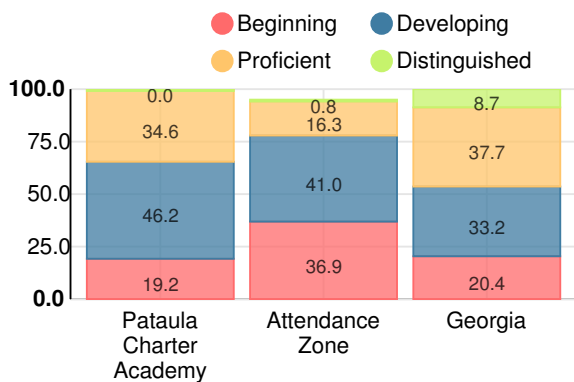
Pataula Charter Academy

| Indicator | 2019 |
|--------------------|-------------|
| Content Mastery | 65.8 |
| Progress | 89.0 |
| Closing Gaps | 40.0 |
| Readiness | 71.6 |
| Graduation Rate | 93.8 |
| CCRPI Score | 75.3 |

American Literature & Composition

Percent of students scoring in each performance level on 2019

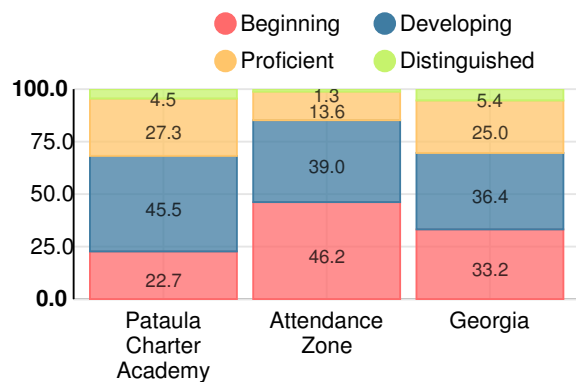
Georgia Milestones



Coordinate Algebra/Algebra I

Percent of students scoring in each performance level on 2019

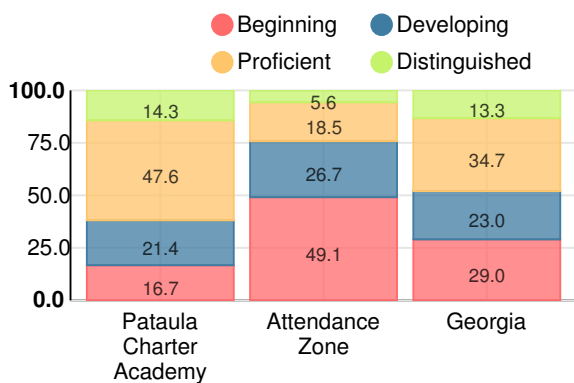
Georgia Milestones



Biology

Percent of students scoring in each performance level on 2019

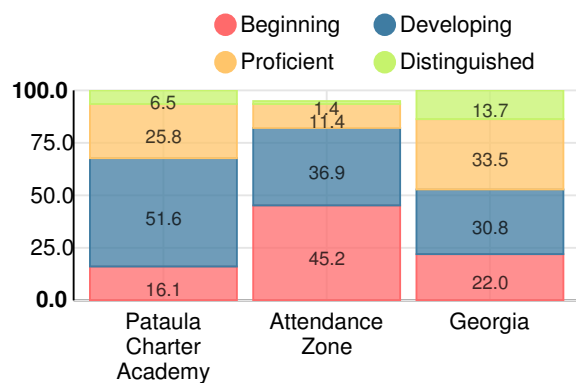
Georgia Milestones



US History

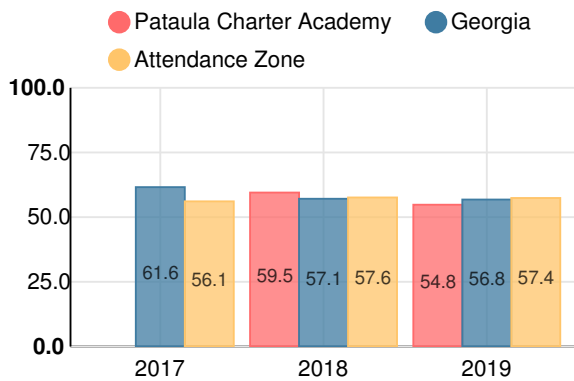
Percent of students scoring in each performance level on 2019

Georgia Milestones



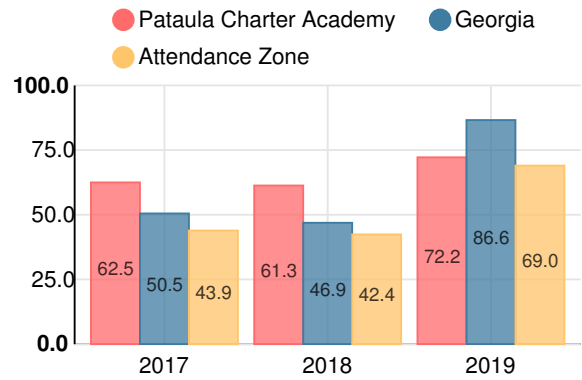
College & Career Readiness

Percent of 12th grade students who are college and career ready

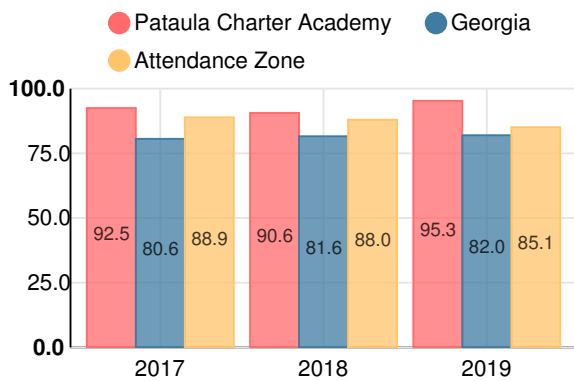


Accelerated Course Taking

Percent of high school graduates earning high school credit for accelerated enrollment



Four-Year Graduation Rate



College Enrollment Rate

